

# John Deere Catalog

Parts, Equipment, Supplies, and More



**JOHN DEERE**

## Spring 2025

**LIMITED - TIME ONLY**  
**10% OFF**  
**ON HUNDREDS OF ITEMS.**



Feel Confident. See Value. Own Choice.

Shop in store and online at  
[JohnDeere.com/SPRINGPARTS10](http://JohnDeere.com/SPRINGPARTS10)

### PARTS SALES

Exclusive 10% off\* on eligible catalog parts at [Shop.Deere.com](http://Shop.Deere.com) and in store at participating dealers. Simply scan and use coupon code **SPRINGPARTS10** at checkout.



### ALL-NEW



Torq-Gard™ II provides 250 hours of performance at an affordable price. Try it!

### 2-Year REMAN Factory Warranty

John Deere REMAN branded Starters and Alternators, dealer or customer installed, now comes with STANDARD two-year factory warranty.



Page 51

\*Offer valid from December 9, 2024 to February 28, 2025. Valid on select parts. See Page 5 for details





***YOUR FUTURE  
IS IN YOUR HANDS.***



**JOHN DEERE**

**More than just a job, this is a career.**

Whether you're looking to jump-start or elevate your career, now's the time to make your move and become a mechanic at a John Deere dealership. With competitive pay and the benefits you deserve, this is your chance to take charge and get the high-quality training needed to service some of the best equipment in the industry.

Make your move at [JohnDeere.com/POWERUP](https://www.johndeere.com/POWERUP)



# FEEL THE CONFIDENCE

**KNOW YOU GOT**

**THE RIGHT PART.**

Run with us. Where your best interests matter the most. At John Deere, you'll always land the right part at the right price for your machine. Have complete confidence in the part and the partner with every purchase.



**PARTS AVAILABLE  
IN STORE OR ONLINE.**



**JOHN DEERE**

[Shop.Deere.com](https://Shop.Deere.com)

GENUINE JOHN DEERE

JOHN DEERE REMAN

A&I PRODUCTS

SUNBELT OUTDOOR PRODUCTS





**JOHN DEERE**

# MANAGE EVERY WATERING TASK WITH CONFIDENCE

Whether watering your garden, maintaining your lawn, or tackling tough yard work, you want a garden hose you can depend on. That's why we've teamed up with Swan, the industry leader in garden hose manufacturing.

Swan's John Deere Garden Hose is engineered for ultimate performance, with powerful burst strength, maximum durability, easy handling, and exceptional flexibility—even in cold weather. Plus, Swan's exclusive anti-kink technology ensures uninterrupted water flow. The TwistFREE™ Grip allows 360-degree hose rotation to release coils as you move, while the Hose Armour® provides kink resistance at the water source. Plus, the iconic colors let you distinctly display your John Deere pride. Superior craftsmanship for reliable results every time, from the proven partnership of John Deere and Swan.



*Premium Duty. Anti-Kink Innovation. Watering Excellence.*



# Get the Parts you need. And more.

Need parts, attachments, and maintenance items for your machines? What about tools or supplies for your shop? Find it all at your local John Deere dealership and online at Shop.Deere.com.

Start shopping now by browsing through this issue of the Parts Catalog. You'll discover valuable products to enhance your operation along with special offers to improve your bottom line.

And with Shop.Deere.com, you can have many orders delivered right to your doorstep. Now that's convenience at its best.



**CONTENTS**

- Planter Parts & Attachments ..... 9–15
- Air Seeder & Drill Parts ..... 16–20
- Precision Ag ..... 22–23
- Sprayer Parts & Attachments ..... 24–31
- Tillage Parts ..... 32–38
- Nutrient Application Parts ..... 39
- Hay & Forage Parts & Attachments ..... 40–47
- Engine & Reman Parts ..... 48–52
- Scraper Parts ..... 53
- Compact Construction Equipment ..... 54–55
- Rotary Cutter Parts & Attachments ..... 56–57
- Bearings ..... 58
- Filters & Fleetguard ..... 61–62
- Forage Harvester Parts & Attachments ..... FH 1–8
- Batteries & Chargers ..... 64–66
- Oil & Lubricants ..... 67–72
- Combine Parts & Attachments ..... 74–82
- Tractor Parts & Attachments ..... 84–100
- Hoses & Hydraulic Parts ..... 101–103
- Turf & Utility Vehicle Parts & Attachments ..... 104–110
- Accessories ..... 111–113
- Chemicals & Paint ..... 114–116
- Home & Workshop Products ..... 117–122
- Bulk Hardware ..... 123

*To change your address, send your old address label along with your new address to:*

*John Deere  
c/o Customer Mail  
P.O. Box 417  
Moline, IL 61266-0417*

*Prices are suggested retail prices only and are subject to change without notice at any time. Dealer may sell for less. Taxes, setup, delivery, freight, and preparation charges not included. See dealer for details.*

*John Deere, the leaping deer symbol and John Deere's green and yellow trade dress are the trademarks of Deere & Company.*

*\*Receive 10% off select parts included in the John Deere 2025 Spring Catalog, to be applied to the total purchase price before applicable taxes, shipping rates, and delivery charges. Offer valid on qualifying purchases made between December 9, 2024, and February 28, 2025, at participating John Deere dealers in the U.S. Not applicable towards the purchase of oil, grease, gear lube, diesel exhaust fluid, coolants, GREEN-GARD™, JDLINK™ modems, filters, Reman engines, Reman repair and return, flex cab controllers, tractor track belts, planter tracks, compact construction equipment parts, PARTS OnSite™ cabinets, NOCO® jump starters and chargers. NetWrap, baler twine and B-Wrap. Offer has no cash value and cannot be redeemed for cash. Dealer participation may vary. Other restrictions may apply. Offer cannot be combined with any other offer and may be discontinued or modified without notice at any time. See your John Deere dealer for details.*



Rewards



JOHN DEERE

EXCLUSIVE MEMBER OFFERS ARE THE

BEST PART.

Platinum Rewards members earn additional discounts on parts as well as machines and the John Deere Store, and receive Home and Workshop rebates. Add affiliations to upgrade your Rewards membership and unlock additional John Deere discounts.

Learn more about the many ways to save money with John Deere Rewards. Visit [JohnDeere.com/Rewards](https://www.johndeere.com/Rewards)





# SEE THE VALUE

**KNOW YOU PAID**

**THE RIGHT PRICE.**

Lean on the experts. That's how you get the most value out of parts for your tractor, combine, and other equipment. At John Deere, we know the ins and outs of your machine to always set you up with the right part at the right price. Tap into value at your local John Deere dealer.



**PARTS AVAILABLE  
IN STORE OR ONLINE.**



**JOHN DEERE**

[Shop.Deere.com](https://www.shop.deere.com)

GENUINE JOHN DEERE

JOHN DEERE REMAN

A&I PRODUCTS

SUNBELT OUTDOOR PRODUCTS



# YOUR DEALER. YOUR PARTS. YOUR DOORSTEP.



## Shop Parts, Merchandise, and More!

Experience the convenience of having your trusted John Deere parts dealer just a click away with [Shop.Deere.com](https://shop.deere.com), and have your order delivered straight to your doorstep.



Save at [Shop.Deere.com](https://shop.deere.com)



## ExactEmerge™ Cell Corn Bowl – A138642

The ExactEmerge hill drop cotton bowl and accompanying parts make it possible for cotton growers who use the hill drop cropping practice to adopt ExactEmerge planting technology

### Advantages of the kit:

- Allows for a wider range of vacuum settings in small/medium flat corn
- Similar performance to standard corn bowl in large seed sizes
- Drop-in replacement to standard corn bowl A92777 (\*requires hub height and double eliminator adjustment)



A135462

## ExactEmerge™ Hill Drop Cotton Bowl – A138643

Gauge Wheel Scraper Kit works well in muddy conditions when needing to reduce mud build-up on gauge wheels, which can negatively affect planting depth.

### Compatibility:

- Features 15, 3.5mm cells
- 3 seeds per hill, 5 hills per revolution of the bowl
- Hills are 1.5" in length (+/- .5")
- Compatible with ExactEmerge™ row units
- Must also use cartridge seal A104012, or AA114015
- Must also use knockout wheel assembly AA113950
- AA83215 smooth strip also required if customer does not already have



A138643

## ExactEmerge™ Residue Shield Kit – AA112155


Cotton field residue in the seed meters can cause issues with singulation and spacing. This kit provides shielding around the opening of the ExactEmerge cartridge to prevent the BrushBelt™ from being exposed to field residue. This helps to reduce uptake of residue into the meter, keeping the seed pool and BrushBelt clean, increasing meter performance.

- Kit contains all parts necessary for one planter row
- Recommended for ExactEmerge™ planters going into fields containing cotton residue



AA112155





## ExactEmerge™ Wear Parts

NUMBER	DESCRIPTION
AA98668	Meter Housing
A107427	Ceramic Meter Wear Pads
A95817	Seed Guide
AA92875	Vibrational Strip
AA83215	Smooth Strip
A95875	Meter Housing Bearing
AA81457	5-Finger Brush Double Eliminator
AA86093	Inner Upper Double Eliminator
AA86138	Outer Double Eliminator
AA85925	Knockout Wheel – Black Corn, Soybean, Cotton, Popcorn, Sunflower, Sweet Corn
AA88629	Knockout Wheel – Yellow-Regular/Large Sugarbeets
AA89179	Knockout Wheel – Green-Mini Sugarbeets, Sorghum
AA94227	BrushBelt™ Gearbox
A98765	BrushBelt™ – Black Bristles and Textured Belt
A119678	BrushBelt™ – Green Bristles and Textured Belt
A104565	BrushBelt™ Wear Plates
A95833	BrushBelt™ Wear Plates
A95816	BrushBelt™ Wear Plates
A92777	Seed Bowl – Corn, Large Sweet Corn
A92778	Seed Bowl – Soybean, Edible Bean (non-scalloped)
A103836	Seed Bowl – Soybean (scalloped)
A95892	Seed Bowl – Cotton, Popcorn
A95896	Seed Bowl – Sweet Corn, Sunflowers
A43215	Seed Bowl – Small Corn
A50617	Seed Bowl – Standard Corn
A56251	Seed Bowl – Acid-Delinted Cotton
A65622	Seed Bowl – 4 Seed Hill-drop Cotton
A42586	Seed Bowl – Soybean
A52391	Seed Bowl – Corn, ProMax 40
A52390	Seed Bowl – Small Sweet Corn
A46670	Hub Seal
AA79523	Brushbelt™ Lower Pulley

### BrushBelt™ Tech Tip:

To prevent a BrushBelt™ malfunction, do not apply fertilizer directly in the seed furrow near the front of the BrushBelt™. To dry the BrushBelts™ before planting in wet conditions, perform a meter runoff. (See the SeedStar™ Application Help for the Runoff procedure.) Periodically clean the seed sensor area inside the BrushBelt™. Dusty conditions or heavily treated seeds cause an excessive buildup of dust and seed treatment inside the BrushBelt™, which blocks the seed sensor. When the seed sensor becomes blocked, false low population counts, or false low limit warnings appear.

### Double Eliminator Tech Tip:

Degraded meter performance, like multiple seed placement, is an indicator of possible inner or outer double eliminator wear. Check the inner and outer double eliminators (A) for wear. Check the inner and outer tines for uniform length and diameter. If the length of the outer double eliminator measures less than 8mm from the base Tine or Brush to the tip and the meter performance is degraded, replace it. If the diameters of inner adjustable double eliminator Tines are worn to less than 1/2 the original diameter and the meter performance is degraded, replace it.

## Inspection Guidelines for ExactEmerge™ Wear Parts

Service/Inspection	As Needed	50-hrs.	100-hrs.	Annually
Seed Bowl			X	
Meter Housing				X
Meter Wear Pads		X		
Seed Guide				X
Agitation/Smooth Strip			X	
Meter Housing Bearing	X			
Double Eliminator				X
Knockout Wheel			X	
Dome Seal	X			X
BrushBelt™ Conditioner			X	
BrushBelt™ Gearbox			X	X
BrushBelt™	X			X
Seed Sensor	X			X





## Planter Tracks for your 1775NT 12-, 16-, or 24-row Planter

Alleviate the ground pressure in your center section with John Deere Planter tracks. The tracks offer a larger footprint to allow for less compaction and better floatation.

### Benefits:

- Reduced compaction in the planter's center rows
- Better floatation
- Low maintenance, since all joints on the tracks are lubricated for life
- Increased transport speeds (20 mph) and cylinder walking feature available when installed on MY22 electric drive planters

### Compatibility:

- All 1775NT 12-, 16-, or 24-row electric drive and variable rate drive machines
- All 1770NT 12-, 16-, or 24-row electric drive and variable rate drive machines
- Kits are not compatible with ground drive planters (and/or ground drive attachments)

NUMBER	DESCRIPTION
BA34636	1775NT/1770NT 12R/16R MY21 and Older (XXXXXX-795100)
BA34607	1775NT 12R/16R MY22+ (795101-)
BA34608	1775NT 24R MY22+ (795101-)
BA34609	1775NT/1770NT 24R MY21 and Older (XXXXXX-795100)

See us for pricing.





## Yetter Twister™ Closing Wheel and Cast Closing Wheel Row Kit

To support a growing interest in Yetter Twister closing wheels from customers and to provide an avenue to purchase through your John Deere dealer, Deere is making the Yetter Twister wheel available through parts.

\*parts shipped direct from Yetter

### Advantages:

- Achieve seed trench closure and break up sidewall compaction
- Closes the disc opening in both wet and ideal conditions
- 5YT6200005 – Twister poly spike closing wheel row kit (1 row) – Two assembled poly spike wheels and six washers.
- 5YT6200006 – Twister poly spike insert kit (1 row) – Two poly spike rings to install on existing plastic closing wheels and six washers.
- 5YT6200009 – Twister cast spike closing wheel row kit (1 row) – Two cast spike closing wheels, two spacers and six washers.

5YT6200005

5YT6200006

5YT6200009

## Color Coded Hose Grips now available as kits



New color coded aluminum hose handles make it easy to match up the hydraulic hoses on your implement with the correct function on the tractor. They also feature anti-slip design to make it easier to grip the hose and connect / disconnect from the back of the tractor. The color codes parts are laser engraved with the John Deere logo and the extend and retract icons to ensure proper matching up the proper function. new kits for hose grips are now available - targeting implements with 1/2" hydraulic lines. A typical planter installation will require AA114807 and either of AA114808 or AA114809

NUMBER	DESCRIPTION
AA114807	Grips and O-rings for selective control valves (SCVs) I-IV – 1.3-cm (1/2-in.) lines
AA114808	Grips and O-rings for case drain, load sense, and 1.3-cm (1/2-in.) power beyond lines
AA114809	Grips and O-rings for case drain, load sense, and 1.9-cm (3/4-in.) power beyond lines

## One-piece Closing Wheel



Damage to closing wheel tires for produces planting in difficult conditions such as high residue or rocky fields is sometimes unavoidable. This one-piece closing wheel AA97549 is designed to significantly reduce component wear and allows for less soil disturbance and mud packing. Another significant benefit of maintenance, as service is not required when change out a tire.

**Compatibility:** MaxEmerge™ Plus, MaxEmerge™ XP, MaxEmerge™ 5, MaxEmerge™ 5E, ExactEmerge™

NUMBER	DESCRIPTION
AA97549	One-piece Closing Wheel with Standard Bearing



## Gauge Wheel Arm Kit

Consistent seed depth is one of the main factors influencing uniform emergence. Worn out gauge wheel arm components can impact the operation of the gauge wheel leading to less consistent seed depth and, as a result, non-uniform emergence.

### Advantages of the kit:

- Cost savings with a kit compared to individual parts
- Ease of ordering with a kit
- Longer life with heavier duty material

**Compatibility:** MaxEmerge™ XP, MaxEmerge™ 5, MaxEmerge™ 5E, and ExactEmerge™

**AA103998**



## Gauge Wheel Scraper Kit

Gauge Wheel Scraper Kit works well in muddy conditions when needing to reduce mud build-up on gauge wheels, which can negatively affect planting depth.

### Compatibility:

- MaxEmerge™ Plus and newer row units
- Scraper is compatible with the 4.5" wide gauge wheels only
- Not compatible with narrow and Reduced Inner Profile (RIP) tires
- Not recommended in high residue (E.G. corn stalks)

**AA112505**

(Contains two arms, two scrapers and hardware – all parts necessary for one planter row)



AA112505

## Notched Frame Mounted Fertilizer Opener Blade

In certain loose, sandy soil conditions, it is possible for the frame mounted fertilizer opener to plug with soil or pebbles between the scraper and the blade. Once this happens, the blade can no longer turn, causing it to bulldoze the soil, rather than to cut the furrow for the fertilizer to be placed. In this situation, a notched opener blade can help to overcome the issue. The notches in the blade help to create additional friction between the blade and soil, creating enough torque to keep the blade turning, even when soil or other debris has built up between the scraper and the blade.

### Compatibility:

- Works with any planter with frame mounted fertilizer openers currently using the A72358 blade





**A123932**





A123932






### Gauge Wheel Tires (XP and newer)

TIRE	PICTURE	NUMBER	COMMENTS
Regular		A84062	<ul style="list-style-type: none"> <li>• Standard on most John Deere gauge wheels</li> <li>• Good option for most growers</li> </ul>
Heavy-Duty		A113507	<ul style="list-style-type: none"> <li>• 40% thicker in the semi-pneumatic region of the tire</li> <li>• Increased durability</li> <li>• Provides extended life in high/tough residue conditions</li> </ul>
Narrow		A85133	<ul style="list-style-type: none"> <li>• For narrow (3") gauge wheels</li> </ul>
Conservation (Reduced Inner Profile)		A84451	<ul style="list-style-type: none"> <li>• Reduces sidewall compaction in heavy, wet, no-till conditions</li> <li>• Not recommended for light, sandy soils or in conventionally tilled soils</li> </ul>

### Gauge Wheel Assemblies (XP and newer)

GAUGE WHEEL	PICTURE	NUMBER	WIDTH		BEARING		TIRE		
			Standard Width (4.5")	Narrow Width (3")	Standard Bearing	HD Bearing	Standard Duty Tire	HD Tire	Conservation (RIP) Tire
Regular		AA66604	X		X		X		
		AA100853	X			X	X		
		AA71530		X	X		X		
Spoked		AA98187	X		X		X		
		AA101970	X			X	X		
		AA101966	X			X		X	
		AA98189	X		X				X
		AA98188		X	X		X		

### Gauge Wheel Bearings (XP and newer)

GAUGE WHEEL	PICTURE	NUMBER	COMMENTS
Value		A-AN212132	<ul style="list-style-type: none"> <li>• A&amp;I quality bearing</li> </ul>
Standard		AN212132	<ul style="list-style-type: none"> <li>• Standard on most John Deere gauge wheels</li> <li>• Good option for most growers</li> </ul>
Heavy-Duty		AA97285	<ul style="list-style-type: none"> <li>• Better sealing with a labyrinth type design instead of a lip seal</li> <li>• Added protection against dirt and debris ingress to the internal components of the bearing, providing longer life</li> <li>• Better for growers in tough conditions and/or high-speed planting</li> <li>• Use as a drop-in replacement wherever AN212132 is used</li> </ul>



## Seed Tubes and Sensors

Seed tubes deliver the seed from the meter to the seed trench formed by the Tru-Vee™ openers. Large curved, regular curved, regular straight, and small straight seed tubes are available for all seed metering systems.

NUMBER	DESCRIPTION	APPLICATION
<b>Seed Tubes:</b>		
AA67780	Flush Face	MaxEmerge™ 2, MaxEmerge™ Plus, and XP
AA58293	Regular Sensor	MaxEmerge™ 2, MaxEmerge™ Plus
A56786	Large Curved	MaxEmerge™ 2, MaxEmerge™ Plus, and XP
<b>Seed Tubes with Red Light-emitting Diode Sensors:</b>		
A74931	Regular Curved	MaxEmerge™
A26184	Large Curved	MaxEmerge™
<b>Sensors and Seed Tubes:</b>		
AA58287	Infrared Sensor – REG Curved Seed Tube	MaxEmerge™
AA58288	Infrared Sensor – LRG Curved Seed Tube	MaxEmerge™
AA58285	Large Curved – Infrared Sensor	MaxEmerge™ 2, MaxEmerge™ Plus
AA67779	Flush Face – Accu-Count™ Sensor	MaxEmerge™ 5
AA67778	Flush Face – Regular Sensor	MaxEmerge™ XP, ProSeries XP
<b>Seed Tube Guard:</b>		
A131755	<b>NEW</b> Seed Tube Guard*	MEXP (Early s/n -720100)
A131375	<b>NEW</b> Seed Tube Guard*	MEXP (Late s/n 720101-) ME5, ME5E
AA108519	<b>NEW</b> Seed Tube Guard*	ExactEmerge™
AA54755	Curved Seed Tube Kit	ME+ and Pro-Series
AA68468	Curved Seed Tube Guard Kit	ME2, ME+, ME
A80203	Curved Seed Tube Guard	XP Row Unit
<b>Seed Sensors:</b>		
AA47936	Threaded Sensor	
AA61909	Accu-Count™ Sensor	
AA58295	Accu-Count™ Seed Tube Sensor	ME+, Pro-Series
<b>Small Straight Seed Tubes:</b>		
A75055	Tube, Regular Curved w/o Holes	
A56791	Tube, Seed Large, Curved w/o Holes	
A56789	Tube, Regular Straight Seed	
A56787	Tube, Sugarbeet Seed	

\*For new opener blade AA105716



## Scrapers

NUMBER	DESCRIPTION	APPLICATION
AA62808	Tungsten-Carbide Scraper, Cmplt. Assy.	ME2, ME+, XP, Pro
AA62559	Tungsten-Carbide, Scrapers Only	ME2, ME+, XP, Pro
AA26443	Tru-Vee™ Scraper, RH, Riveted	ME
AA26444	Tru-Vee™ Scraper, LH, Riveted	ME
AA37221	Rotary Scraper	ME2, ME+, XP, Pro
A69140	Rotary Scraper Arm (right)	ME2, ME+, XP, Pro
A69139	Rotary Scraper Arm (left)	ME2, ME+, XP, Pro
AA54726	Rotary Scraper Kit	ME2, XP
A98182	Scraper Arm (right)	ME5, ME5E
A98183	Scraper Arm (left)	ME5, ME5E
AA79993	Scraper / Wiper Assembly	ME5, XP, ME+
A41117	Spring, LH Torsion	ME5, ME5E
A41116	Spring, RH Torsion	ME5, ME5E
AA64034	Scraper Kit – HD Scraper Blade	ME5, ME5E




# NEW SOLUTIONS FOR SEEDING FROM A&I PRODUCTS



## A-DBSFTKIT Double Agitator Kit

- *Stainless Steel construction*
- *The Air Seeder Parts Double Agitator reduces the bridging of product and keeps flow moving at a continuous rate through the transition from the tank to meter*



**FITS John Deere AIR SEEDER CART: 1900, 1910, C650, C850**

*Top image shows A-DBSFTKIT installed on a meter and transition assembly. The kit is shown in the inset image to the right.*

## A-DSHOOTKT Double Shoot Manifold Kit

- *Stainless Steel construction*
- *Universal to fit all run configurations*
- *One-piece, bolt-on design*
- *Replaces original plastic design*
- *Includes stainless steel clamps, gasket, & hardware*



**FITS John Deere AIR SEEDER CART: 1900, 1910**

## A-SEEDTBL | A-SEEDTBR | A-SEEDTBS Seed Tube w/Clamp - LH, RH, & Straight

- *Stainless Steel construction*
- *Hose barbs are eliminated. Each tube features a cut-out window wide enough for the stainless hose clamp to grip the hose, securing it inside the tube.*
- *Requires only a screwdriver to disconnect and reconnect hose*
- *Includes stainless steel clamp*

Replaces John Deere: A81407 (LH), A81406 (RH), A72825 (Straight)



**FITS John Deere GRAIN DRILL: N530, N530C, N530F, N536, N536C, N540, N540C, N540F, N542, N542C, N543F, N550, N560, N560F, 1690, 1890, 1895, 1990**

## A-TRUMTR | A-TRUMTR1 | A-TRUMTR2 | A-TRUMTR3 TRU-Metering Insert

- *Reduces the space between the meter roller and the insert inside the meter cartridge, only allowing the product within the flutes to meter through the cartridge*
- *Eliminates product siphoning, especially with small seeds and fine products.*
- *Available in solid (A-TRUMTR) and grooved for tuning ring clearance: 1 groove (A-TRUMTR1), 2 groove (A-TRUMTR2), 3 groove (A-TRUMTR3)*



**FITS John Deere AIR SEEDER CART: 1900, 1910, C650, C850**

*Top image shows TRU-Metering Insert installed in cartridge. Inserts shown to the right.*



**SEE YOUR DEALER FOR MORE INFORMATION ON THESE NEW SEEDING PRODUCTS FROM A&I**



## Air Seeder Hose—Low Pressure

**Good:**

- Standard Duty
- Application: Small to medium acreages with lighter fertilizer application

**Better:**

- Light Heavy Duty – 2 to 2.5 times standard PVC
- Application: Medium to large acreages with fertilizer applications

**Best:**

- Heavy Duty – 2.5 to 3 times standard PVC
- Application: Large acreages with fertilizer applications including potash

NUMBER	ID	OD
<b>Good</b>		
PM112BK100	1.00-in. (25.4mm)	1.25-in. (31.8mm)
PM112GR100	1.00-in. (25.4mm)	1.25-in. (31.8mm)
PM112BK250 PM112GR250	2.50-in. (63.5mm)	2.84-in. (72.1mm)
<b>Better</b>		
PM113UVBK100	1.00-in. (25.4mm)	1.25-in. (31.8mm)
PM113UVCLBK	2.50-in. (63.5mm)	2.84-in. (72.1mm)
<b>Best</b>		
PM100ULBK100 PM100ULGR100	1.00-in. (25.4mm)	1.25-in. (31.8mm)
PM100UCLBK	2.50-in. (63.5mm)	2.87-in. (72.9mm)
PM100ULGR250	2.50-in. (63.5mm)	2.87-in. (72.9mm)


Price shown is per foot. BK = Clear w/ Black Helix, GR = Clear w/ Green Helix.  
See dealer for other sizes and color combinations.



## Meters, Rollers, and Tuning Rings for John Deere Air Seeders

Use the low meter roller for seeds such as flax, canola, and alfalfa. The medium roller is best when planting wheat, barley, canola, and small soybeans up to 1/4 inch in diameter and with medium rates of fertilizer. The high rate roller is for high rates of fertilizer and large soybeans bigger than 1/4 inch in diameter. The very high rate roller is best used when planting barley and oats with beards, large seeds such as garbanzo beans, and with very high fertilizer rates. Fine tuning rings reduce the amount of product available to meter for increased accuracy.

NUMBER	METER TYPE	APPLICATION RATE
<b>Meter Roller Kits:</b>		
AA45605	Low	1–20 lb. per acre
AA45606	Regular	20–130 lb. per acre
AA45607	High Rate	30–220 lb. per acre
<b>Meter Rollers:</b>		
A58874	Low	1–20 lb. per acre
A58473	Regular	20–130 lb. per acre
A58479	High Rate	30–220 lb. per acre
A69212	Very High Rate	50–265 lb. per acre
<b>Fine-Tuning Rings:</b>		
A57192	Low	
A57197	Regular	
A57195	High Rate	
A70069	Very High Rate	



## ProSeries™ Seed Opener Performance Upgrade Kits for 60- and 90-Series Openers

The ProSeries™ Opener offers agronomic advantages and extended wear life compared to the current 90-Series openers. For 60-Series openers, to be compatible, seed tubes must also be upgraded to the 90-Series seed tubes.

**Features include:**

**Seed Boot** – A narrower, tighter fit to the disk results in less soil throw for better seed-to-soil contact and extended wear life.

**Press Wheel** – Narrower and more flexible press wheel improves overall seed-to-soil contact for more even emergence, plus upgraded double-row ball bearing extends service life.

**Serrated Closing Wheel** – Improved closing system when seeding in harder, drier conditions. The notches on the wheel break up the drier soil for better germination.

**Seed Tab** – Improved material for longer wear life, angled and more flexibility in the seed trench results in less seed bounce for more consistent seed placement.

**Closing Spring** – Easier adjustments.



NUMBER	DESCRIPTION	APPLICATION
AA97392	Seed Opener Performance Upgrade Kit	8-rows (4 right/4 left)
AA98693	Seed Opener Performance Upgrade Kit	2-rows (1 right/1 left)

## Upgrade your 90-Series Openers with ProSeries™ Parts

ORIGINAL 90-SERIES PART NUMBER	PROSERIES PART NUMBER	DESCRIPTION
N282110	A105392	Serrated Closing Wheel
N219982	A105410	Seed Tab
N284025	A109344	Seed Boot, RH
N284024	A109343	Seed Boot, LH
AN282296	AA88056	Press Wheel
N283804	N283804 (did not change)	Disk Blade
N284024	A109343	Seed Boot, LH
A118430	A110308	Closing Spring, RH
A118429	A110307	Closing Spring, LH

## Separate Fertilizer Placement Openers for 90-Series

**Features include:**

Separate Fertilizer Placement (SFP) sealing wing allows for better sealing of NH3 in the ground. Newly designed sealing plates and scrapers improve the NH3 sealing capabilities of the SFP opener when compared with older components. 457.2mm (18-in) opener blades operate at a 5-degree angle, resulting in a narrow trench with less soil disturbance.

**Kit contents include:** Scraper, Sealing Plate, Disk Opener, Hardware, (smooth or serrated closing wheel is not included).

NUMBER	DESCRIPTION	APPLICATION
AA102151	SFP Opener Performance Upgrade Kit	8-rows (4 right/4 left)
AA102150	SFP Opener Performance Upgrade Kit	2-rows (1 right/1 left)





## No-Till Opener Kits – Continuing to provide solutions for the life of your machine

New parts & kits available through parts

- Depth Adjust Kit
- Main Opener Pivot Pin & Bushing Kit
- Quick Change Blade Kit
- Heavy Duty Gauge Wheel Tire – Narrow
- Heavy Duty Spoked Gauge Wheel Assembly – Narrow
- Greaseless Bushing Kit – 90-Series

### Depth Adjust Kit


- Solves issues with wear on the cover and/or handle
- ProSeries™ components offer added strength and durability
- New kit contains handle, cover and all necessary hardware for one row
- Allows 90-Series customers to easily upgrade to ProSeries™ components



NUMBER	DESCRIPTION
AA110766	Depth Adjust Kit

### Main Opener Pivot Pin & Bushing Kit

- Convenience kit that contains pin, bushings and all necessary hardware to service one row
- Lower price compared to ordering individual parts



NUMBER	DESCRIPTION
AA110767	Main Opener Pivot Pin & Bushing Kit





### Quick Change Blade Kit

- Reduces maintenance time for blade change
- Improvement made to ProSeries™ openers in Model Year 2022 – allows for faster blade changes, reducing planned downtime
- Kit allows customers of 90-Series and pre-MY22 ProSeries™ openers to upgrade to the quick change blade feature

NUMBER	DESCRIPTION
AA110550	4-rows (2 left and 2 right)
AA110551	16-rows (8 left and 8 right)

NOTE: Must also upgrade to ProSeries™ seed boots



### Heavy Duty Gauge Wheel Tire – Narrow

- Similar to heavy duty standard width gauge wheel tire A113507, but with a narrow profile
- Thicker material in the lip area
- Provides longer wear life of gauge wheels, especially in high residue conditions
- Helps ensure gauge wheel performance for consistent seed placement and depth
- Drop-in replacement for A85133 narrow tire

NUMBER	DESCRIPTION
A134844	Heavy Duty Gauge Wheel Tire – Narrow



### Heavy Duty Spoked Gauge Wheel Assembly – Narrow

- Helps ensure gauge wheel performance for consistent seed placement and depth
- Spoked gauge wheel assembly in narrow profile – similar to AA98188
- Spokes allow for increased material flow through the openers
- Contains heavy duty tire (A134844) and heavy duty bearing (AA97285) for increased durability and service life
- Provides longer wear life of gauge wheels, especially in high residue conditions

NUMBER	DESCRIPTION
AA110983	Heavy Duty Spoked Gauge Wheel Assembly – Narrow

### Greaseless Bushing Kit – 90-Series



- Eliminates daily grease points of closing and press wheel pivots
- Increases uptime, by reducing planned maintenance
- Kits include all parts needed to retrofit **one** opener (closing wheel and press wheel pivots) to greaseless bushings

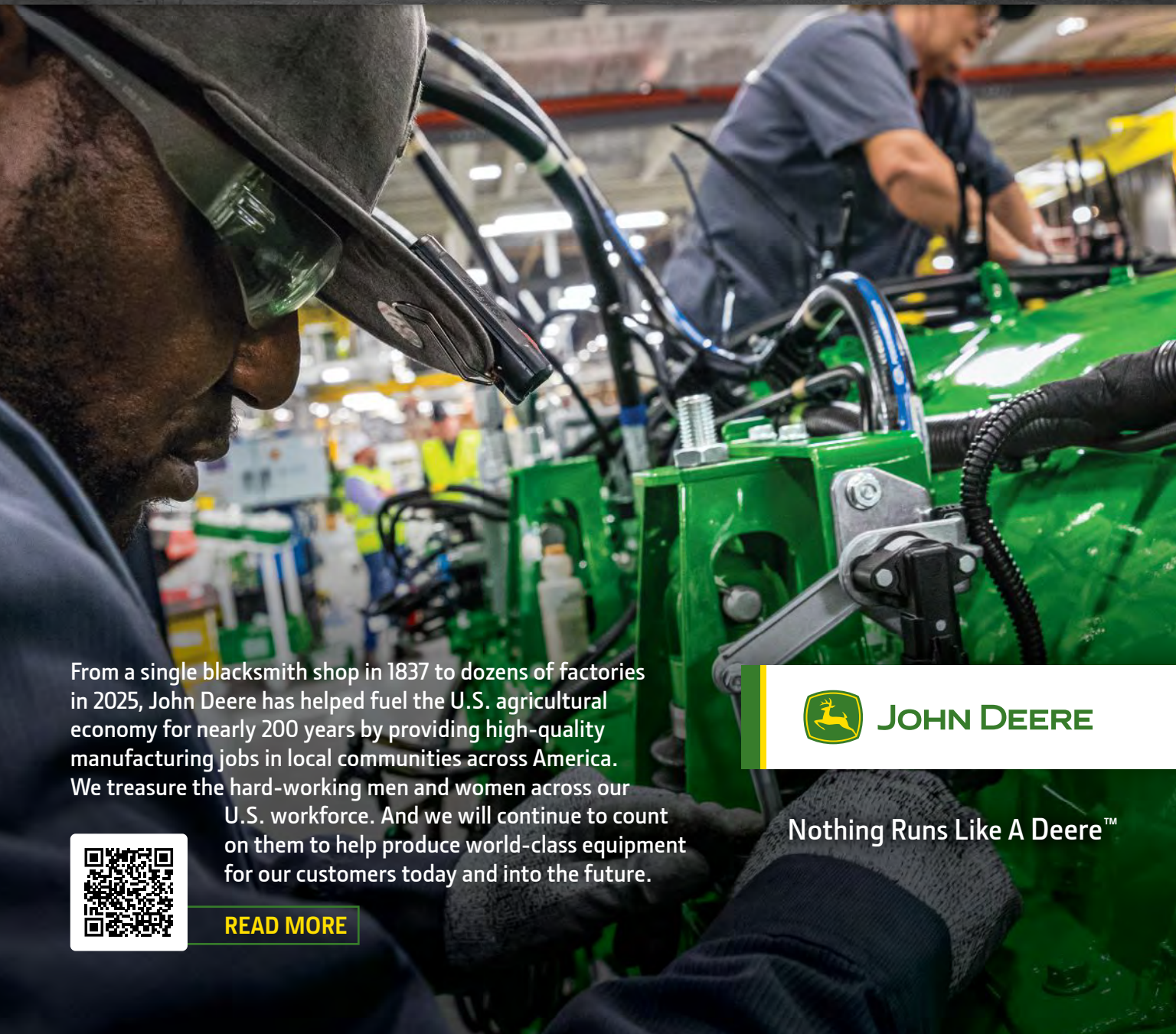
NUMBER	DESCRIPTION
AA110762	90-Series Closing/Press Wheel
AA110763	5 Degree SFP
AA110764	7 Degree SFP

See us for pricing.



# 1889

## YEARS AND COUNTING



From a single blacksmith shop in 1837 to dozens of factories in 2025, John Deere has helped fuel the U.S. agricultural economy for nearly 200 years by providing high-quality manufacturing jobs in local communities across America.

We treasure the hard-working men and women across our U.S. workforce. And we will continue to count on them to help produce world-class equipment for our customers today and into the future.



**JOHN DEERE**

Nothing Runs Like A Deere™



[READ MORE](#)



MB-9468



## JDLink™ M modem – 4G and JDLink™ R modem – 4G kits

- The 4G modem is ideally suited for advanced telematics applications such as machine health monitoring, advanced logistics, machine control, and remote diagnostics. It is environmentally sealed and rigorously tested to ensure performance in the most demanding environmental conditions.
- The JDLink™ R Modem – 4G is the recommended 2G or 3G upgrade solution for most situations.

### The 4G modem with a high-profile antenna (PFA10882) is required for the following:

- Machine Sync
- Machines requiring wireless or Bluetooth® wireless functionality
- New machine installations

### Benefits

- When upgrading existing 2G/3G with JDLink™ R Modem – 4G: Quickly and easily upgrade older machines with the latest hardware solutions
- Keep costs low as kit uses existing parts for mounting previous generation antennas
- The JDLink™ M modem is a perfect complement to new G5 and G5<sup>Plus</sup> Universal displays – particularly in older John Deere or non-John Deere machines and is also compatible with older generations of John Deere displays.
- The M modem gives you one portal for seamless data flow, automated data transfer and remote dealer support. That connection with your dealer provides machine monitoring, fleet management, machine maintenance plans and important machine alerts. With all your machines (Deere and non-Deere alike) connected in this one way, you get a consistent, reliable view of your data, your equipment, and the activities of your operation.

### The M modem is an option for you if:

- You run older machines that didn't come with built-in modem
- You own a mixed fleet and want all data to go into Operations Center
- You rent smaller tractors that didn't come with built-in modem

Connectivity and access to Operations Center / Property Center give you access to a wide array of services like machine location, diagnostics, and equipment utilization. This information allows you to make better decisions and be more productive. Thanks to the M modem versatility, connectivity is not only limited to Deere equipment but can also be a great addition to competitive and other non Deere equipment such as tender trucks and, in general, any powered equipment.

JDLink™ M modem – 4G and JDLink™ R modem – 4G have similar capabilities. The main differences are that the JDLink™ M modem – 4G offers an easier installation, but does not support Machine Sync functionality. JDLink™ M modem – 4G may also require additional hardware for Remote Display Access (RDA) but do not require an external antenna. Ask your dealers for details

MB-9469



NUMBER	DESCRIPTION
PFA12692	R Modem
PFA12802	M Modem
BPF12616	JDLink™ M modem – 4G kit
BPF12617	JDLink™ R modem – 4G kit

[See us for pricing.](#)



# On the straight and narrow.

Sure, with John Deere Precision Ag components installed on your equipment, you'll have straighter rows, lower input costs, and an easier time harvesting. But you know when our Precision Ag technology really shines? When your neighbor stops by to ask how you planted such a good-looking field. So, whatever equipment you're planting with, we have a solution to make your fields the envy of your neighbors.



## Guidance & Machine Control

AutoTrac™ Integrated Machine Kits and GreenStar™ Ready Kits make it easy for you to be Precision Ag ready when the time arrives. The AutoTrac machine kits include the appropriate machine steering controller when necessary and AutoTrac Ready accessories. Display, receiver, and software to complete the system are sold separately. These field-installed kits are an integrated guidance solution for John Deere Tractors and are compatible with the GreenStar 3 or GreenStar 2 system components. Gain the edge and get the results you want and need with genuine John Deere Precision Ag components.



NUMBER	DESCRIPTION	APPLICATION
PF90875	AutoTrac™ Combine Machine Kit	60-Series
PF90629	AutoTrac™ Combine Machine Kit	70-Series
PF90633	AutoTrac™ Sprayer Machine Kit	4730 and 4830
BPF10387	AutoTrac™ Tractor Machine Kit	6140R/6150R with MFWD
BPF10560	AutoTrac™ Tractor King Pin Kit	6140R/6150R with MFWD with a Non-suspended Front Axle
BPF10345	AutoTrac™ Tractor Machine Kit	6170R/6190R/6210R with MFWD
BPF10346	GreenStar™ Ready Tractor Kit	6R-Series with MFWD
PF90863	AutoTrac™ Tractor Machine Kit	8000-Series with MFWD (All Pins)
PF90862	AutoTrac™ Tractor Machine Kit	8010-Series with MFWD (All Pins)
PF90861	AutoTrac™ Tractor Machine Kit	8020 with MFWD with ILS
PF90497	AutoTrac™ Tractor Machine Kit	8020-Series with MFWD (All Pins)
BPF12231	GreenStar™ Ready Universal Guidance Kit, Upgradable	John Deere and Other Makes Equipment
PF90452	AutoTrac™ Universal Horn Kit	John Deere and Other Makes Equipment
PF90453	AutoTrac™ Universal Auxiliary Resume Switch	John Deere and Other Makes Equipment
PF90697	AutoTrac™ RowSense™ Mechanical Feelers	90/600-Series Cornheads (30" or 75cm spacing)

See us for pricing.



## Erase

Powerful spray system cleaner that penetrates and removes dried-on and oily residue in tanks, sprayer lines, and hoses to help prevent cross-contamination.

NUMBER	DESCRIPTION	SIZE
PM433QT	Erase Spray System Cleaner	1 qt.
PM43301	Erase Spray System Cleaner	1 gal.



## Foot Rests for Sprayers and Nutrient Applicator

Adds two forward facing risers and foot rests to the cab (no drilling or welding required). These foot rests are helpful when operating on steep downhill grades, sidehills, or watching towed implements. These custom cast iron risers designed for the R series sprayer cab, bolt into existing locations used to mount the steering column to the cab frame and can support up to 400 lb/ft of total force. Complete kit includes all parts and hardware.



Scan for more information

NUMBER	DESCRIPTION
BRE10471	Foot Rest Support Kit - Fits R4030 to R4060 sprayer models and F4365 Nutrient Applicator



## Eductor

Conveniently add chemicals to the tank from the ground.

NUMBER	DESCRIPTION	APPLICATION
BN202396	Stainless Steel	4720, 4730, 4830
BN202492	Stainless Steel	4730, 4830
BN400409	Stainless Steel	4940
BN400410	Large Stainless Steel	4940
BN202401	Stainless Steel	4920, 4930
BN300005	Large Stainless Steel	R4023



## Fence Row Nozzle Kit

Add more spray coverage along the fence row. With the XL nozzle, you can cover an additional 16.5-ft. It's as easy as flipping the switch in the cab (nozzles sold separately).

NUMBER	APPLICATION
BN202057	4700, 4710, and 4720
BN202541	4730, 4830
BN202400	4920, 4930
BN400408	4940
BN300004	4630, R4023
BKK10289	R4030, R4038, R4044, R4045, and R4060



## Night Spray Lights

Looking to upgrade the performance of your Hagie Sprayer? The attachment kits listed below are available from John Deere, please see your local dealer for more information.



NUMBER	DESCRIPTION
5HGAMK104	Night spray lights for model year 2017 to 2021 STS 36.6-m (120-ft) hybrid boom and model year 2021 STS 27.4/30.5-m (90/100-ft) boom
BKK11715	Ultimate Visibility lighting package for model year 2022
BKK11703	Night spray light kit for model year 2022 STS boom

## Boom Edge Lights

NUMBER	DESCRIPTION
5HGAMK167	For model year 2014 to 2020 STS Sprayers with 27.4/30.5-m (90/100-ft) boom.
5HGAMK168	For model year 2014 to 2020 STS Sprayers with 36.6-m (120-ft) boom.
5HGAMK158	For model year 2021 to 2022 STS Sprayers with 27.4/30.5-m (90/100-ft) boom
5HGAMK157	For model year 2021 to 2022 STS Sprayers with 36.6-m (120-ft) boom.



## Hagie Sprayer Attachments

Looking to upgrade the performance of your Hagie Sprayer? The attachment kits listed below are available from John Deere, please see your local dealer for more information.


NUMBER	DESCRIPTION
5HGAMK001	Rear Boom for STS, 15"
5HGAMK015	Tall Crop Option for STS 10/12, Model Years 2014 to 2016
5HGAMK047	Tall Crop Option for STS 10/12, Model Years 2017 to 2018
5HGAMK063	Tall Crop Option for DTS, Model Years 2016 to 2018
5HGAMK056	Front Fill Option for STS 10/12/14/16, Model Years 2014 to 2018
5HGAMK011	STS Crop Divider, Model Years 2015 to 2017
5HGAMK007	STS Crop Divider, STS 10/12/14/16, Model Years 2014 to 2015, Standard Leg
5HGAMK036	DTS Crop Divider, Model Years 2016 to 2018
5HGAMK105	Intake Scoop for STS 10/12/14, Model Year 2017 – STS 10/12, Model Year 2018
5HGAMK107	Intake Scoop for STS 16, Model Year 2017 – STS 14/16, Model Year 2017
5HGAMK053	Foamer Option for STS 10/12/14/16, Model Years 2016 to 2018
5HGAMK104	Night Spray Lights for STS 120' Hybrid Boom, Model Years 2017 to 2018



Rear Boom



Crop Dividers



Tall Crop Package



Modular Injection



Side Fill



## See & Spray Nozzles

John Deere continues to expand its nozzle portfolio and evaluate existing nozzles for use with our See & Spray systems. It is critical that operators of See & Spray machines have the correct nozzles approved for their application to maximize the benefit of this new technology. The following nozzle types are approved with See & Spray system

- Ultra-low-drift (ULD) 120°\*
- Low-drift Max (LDM)\*
- Targeted Spray Low-Drift – TSL80\*
- 3D
- Extended Range 80°

\* Available with incline adapter



### Targeted-spray Low-drift Nozzles (TSL60 and TSL80)

Targeted Spray Low-drift (TSL60 and TSL80) nozzles are available and can be used with See & Spray's Select, Premium and Ultimate systems. These reverse incline nozzles are an ideal choice for growers looking for a nozzle with less overlap that can help prioritize chemical savings. The TSL60 have a 60-degree fan angle and the TSL80 have an 80-degree fan angle. These narrower fan nozzles can save more chemical than nozzles with fan angles of 100-120 degrees. Narrower fan angles help chemical go straight down to the weed and are well suited for targeted spray applications.

NUMBER	DESCRIPTION
PSTSL6005R4	Targeted Spray 60 degree Low-drift with 40 degree incline adapter - size 05
PSTSL6006R4	Targeted Spray 60 degree Low-drift with 40 degree incline adapter - size 06
PSTSL8005R4	Targeted Spray 80 degree Low-drift with 40 degree incline adapter - size 05
PSTSL8006R4	Targeted Spray 80 degree Low-drift with 40 degree incline adapter - size 06



### See & Spray Incline Adapters

The 40-degree incline adapters are used for See & Spray applications. The adapters are available to be ordered in package quantity of 10 and come packaged with seal, gasket, and adapter.

NUMBER	DESCRIPTION
AKK53214	40° R4 incline adapter (qty 10)
AKK53216	40° L4 incline adapter (qty 10)





Spray Pattern from Ultra-low drift Max

## Drift Control Nozzles

John Deere offers multiple nozzle families providing effective drift reduction and regulatory label compliance. Approved for the application of Dicamba and 2,4-D the nozzle families listed below provide applicator flexibility in a wide variety of weather conditions and application types.

In the picture, see an example of the spray pattern provided by the large air-induced droplets from the Ultra low-drift Max nozzle.



### Ultra-low drift Max – Post-Emerge Systemic Herbicides

- 130° spray angle allows lower boom heights to reduce drift and to prevent pattern collapse when using drift reduction adjuvants
- Air-induction droplets to reduce drift
- Delivers Extremely Coarse and Ultra Coarse droplets for 90–95% drift reduction compared to standard flat fan nozzle
- ExactApply™ compatible with AutoSelect A/B, and conventional spraying




### Low-drift Max – Post-Emerge Systemic Applications

- 120° wide and 60° thick pattern provides optimum coverage while maintaining overlap at low boom heights
- Dual pre-orifice nozzle reduces drift with Coarse, Very Coarse and Extremely Coarse droplets
- ExactApply™ compatible with 15-Hz & 30-Hz PWM, AutoSelect A/B, and conventional spraying
- **Industry exclusive from John Deere**



### Ultra-low-drift – Pre- and Post-Emerge Systemic Herbicides

- Ideal for use when drift reduction is paramount (Included on Dicamba and 2,4-D chemical labels)
- Air-induced droplets provide precise droplet control to minimize drift potential without sacrificing coverage
- 60° thick spray pattern and 120° wide spray angle enables lower boom height
- ExactApply™ compatible with AutoSelect A/B and conventional spraying



Spray Pattern from 3D Nozzle

## Coverage Nozzles

John Deere offers a lineup of spray nozzles designed for maximizing coverage. Ideal for the applications of contact herbicides, fungicides and insecticides these nozzles can provide the highest levels of spray coverage while also providing moderate levels of drift reduction that may minimize off target drift and spray droplet evaporation. See an example of the coverage provided by the 3D nozzles shown on the image to the right.



Scan for more information

### 3D – All-Purpose Coverage Nozzle

- Delivers up to 10% increase in weed control over conventional flat fans\*
- 50–75% less drift compared to flat fan nozzles
- Tight, inclined spray pattern is designed to be installed alternating forward and backward to provide 3-dimensional coverage on hard-to-hit targets
- High-velocity droplets provide excellent canopy penetrations
- ExactApply™ compatible with 30-Hz PWM, AutoSelect A/B and conventional spraying



### GuardianAIR™ Twin – Post-Emerge Plant Health, Complex Canopies, and Contact Herbicides

- High-coverage forward- and rear-facing fans penetrate dense canopies
- Air-induced droplets for high-coverage applications where on-target delivery is important
- Perfect for low crops with complex canopies such as small grains and soybeans
- ExactApply™ compatible with AutoSelect A/B and conventional spraying



### High Flow – Pre- and Post-Emerge Fertilizer

- Tapered wide-angle fan style promotes uniform nutrient application
- 140° pattern allows low boom height, minimizing corrosive effects on equipment
- Large droplets reduce drift compared to flood or deflect nozzles
- ExactApply™ compatible with 15-Hz & 30-Hz PWM, AutoSelect A/B and conventional spraying



### Straight Stream Ceramic – Pre- and Post-Emerge Fertilizer

- Six-stream pattern minimizes foliar contact and ensures uniform coverage
- Ceramic metering orifice provides wear resistance when spraying corrosive fertilizers
- Stable streams reduce atomization and prevents leaf burn, making it ideal for top dress use
- ExactApply™ compatible with 15-Hz & 30-Hz PWM, AutoSelect A/B and conventional spraying



## Solution System Cleaning

Flowmeters are a critical part of the sprayer and require regular cleaning. Flowmeters that are not maintained and cleaned at regular intervals can give erratic readings, affecting the application rate.

**To avoid damage to flowmeters and prevent possible chemical application rate issues:**

- Flush the solution system daily as described in Operator’s Manual with clean water.
- Remove flowmeters as required and clean the turbine and bearing area with TY26101 John Deere Brake and Parts Cleaner.
- Properly clean and winterize solution system when preparing machine for storage. (See the Storage section of the Operator’s Manual for procedure.)

Watch our YouTube® video on Solution System Cleaning to learn more.



Scan for more information

NUMBER	DESCRIPTION	APPLICATION
AN305056	Flowmeter Insert	4700, 4710, 4720, 4920, 4730, 4830, 4930, 4940 , R4023-R4060, 408R-412R, 612R-616R
AKK23982	Flowmeter Sensor	4700, 4710, 4720, 4920, 4730, 4830, 4930, 4940 , R4023-R4060, 408R-412R, 612R-616R
AN305055	Flowmeter Assembly (Housing , insert and sensor)	4700, 4710, 4720, 4920, 4730, 4830, 4930, 4940 , R4023-R4060, 408R-412R, 612R-616R

## Sprayer Strainers

NUMBER	DESCRIPTION
PMLS350	50 Mesh Fill Strainer
PMLST1530	Boom Solution Strainer 30 Mesh – Poly
PMLST1550	Boom Solution Strainer 50 Mesh – Poly
PMLST1580	Boom Solution Strainer 80 Mesh – Poly
PMLST230SS	Boom Solution Strainer 30 Mesh – Steel
PMLST2100SS	Boom Solution Strainer 100 Mesh – Steel
N303557	Pressure Strainer 50 Mesh
N311241	Pressure Strainer 80 Mesh
PMLST150	Center Frame Solution Strainer – Poly



## SC-2 Sprayer Calibrator

- Automatically calculates and displays tip flow rate (in gpm, l/min, oz/min), tip wear (in percent), and application rate (in gpa, l/ha)
- Fast and simple operation with readings in about 10 seconds per tip
- Helps quickly identify worn spray nozzle tips (recommend tip replacement once flow rate exceeds that of new tip by 10%)
- Accurately measures true tip flow rate that is essential for calibrating today’s high-tech sprayers
- Replaces discontinued SC-1 Sprayer Calibrator (PM23890)

NUMBER	DESCRIPTION
PM38790	SpotOn® Sprayer Calibrator Model SC-2 (up to 2.25-gpm)




## ExactApply™ Nozzle Compatibility and Maintenance

Keep your ExactApply system working at it's best by inspecting and replacing worn parts. Service parts are available for the ExactApply nozzle body assembly. You'll also find instructions on how to service the assembly on the YouTube® link.

Wondering which John Deere nozzles are compatible with Pulse Width Modulation on the ExactApply system? See the chart below for details. Your John Deere dealer is available to answer your questions and meet all your part needs.



Video Link



### ExactApply™ Nozzle Compatibility with Pulsing

NOZZLE	15 Hz	30 HZ
3D	Yes	Yes
3D90	Yes	Yes
Extended Range	Yes	Yes
Flat Fan	Yes	Yes
Flood	No	No
Guardian™ (LDX)	Yes	Yes
GuardianAIR™ Twin	No	No
High-flow	Yes	Yes
Low-drift Max	Yes	Yes
Low-drift Twin	Yes	Yes
Straight-stream Ceramic	Yes	Yes
Ultra-low-drift	No	No
Ultra-low-drift Max	Yes	Yes

### ExactApply™ Nozzle Body Service Parts

	Description	Parts
1	ExactApply™ Single-product Nozzle Body Assembly	AKK33737
2	Electrical Solenoid Coil	AKK28954
3	Solenoid Valve Assembly	AKK57869
	Solenoid Valve Seat	KK49758
	Solenoid Valve Seal Kit	AKK39954
	Plunger Kit (plunger and spring)	AKK27643
4	Solenoid Valve Pin	KK25594
5	Nozzle Turret	KK121737
6	Turret Retainer Clip	KK40476
	Nozzle Turret Cap Plug	WZ1441712
	Nozzle Body Seal Kit	AKK24868

### ExactApply™ Nozzle Maintenance Kit – AKK59191

To ensure nozzle bodies are serviced correctly, an ExactApply maintenance kit (AKK23253) is available. The maintenance kit is equipped with tools to properly disassemble and reassemble the nozzle body. The maintenance kit contains: Torque wrench, special service tool, pick, brush, solenoid valve, pins, clips and hardware.





## OEM Sprayer Pumps

John Deere’s broad line of centrifugal pumps allows you to match the right pump to your equipment and task. The models include cast iron, stainless steel and polypropylene that stand up to strong chemical herbicides.

- Compatible with corrosive, abrasive and general use chemicals
- Models include high volume (440 gpm) and high pressure (190 psi) capabilities
- Nylon, polypropylene impellers on most models
- Life Guard® silicon carbide mechanical seals standard on all stainless steel pumps and available on select cast iron and polypropylene models



NUMBER	DESCRIPTION	APPLICATION
AN204470	Cast-Iron Pedestal Pump – CW (clockwise) rotation	6100, 6500, 6700
AN204471	Cast-Iron Pedestal Pump – CCW (counter clockwise) rotation	6600, 6700
AN208804	Clutch Driven Cast-Iron Centrifugal Pump – CW (clockwise) rotation	6700
AN208805	Clutch Driven Cast-Iron Centrifugal Pump – CCW (counter clockwise) rotation	6700
AKK36901	Cast-Iron Centrifugal Pump – NPT	4700, 4710
AKK36903	Cast-Iron Centrifugal Pump – NPT	4710, 4720, 4830, 4730
AKK41747	Stainless Steel Centrifugal Pump – NPT	4730, 4830
AN206021	Cast-Iron Centrifugal Pump – Universal Flange	4920, 4930
AN209114	High-Flow Cast-Iron Centrifugal Pump – Less Motor	4920, 4930
AN400921	High-Flow Cast-Iron Centrifugal Pump w/ speed sensor	4940
AN400923	High-Flow Cast-Iron Centrifugal Pump w/ speed sensor – less motor	4940
AN401863	Cast-Iron Universal Flange Centrifugal Pump w/ speed sensor	4940
AKK36899	Cast-Iron Centrifugal Pump w/ speed sensor	4630, R4023
AKK36894	Cast-Iron Universal Flange Centrifugal Pump w/ speed sensor, metric motor ports	R4030, R4045

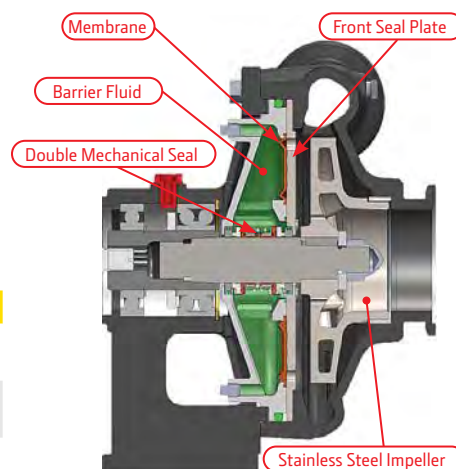
## ForceField Centrifugal Pump

Superior wet-seal protection for today’s most demanding spray conditions.

- Wet-seal technology protects the seals by using a barrier fluid to keep them cool and lubricated, even while the pump is running dry
- Actively maintains a positive pressure differential between the chamber barrier fluid and the pumping solution, which prevents chemical bonding of the seal faces, resulting in increased life and maintenance-free operation
- Protects seal against dry run failure
- Minimizes sprayer downtime and improves productivity

Ask us how the Forcefield pump provides worry-free sprayer operation.

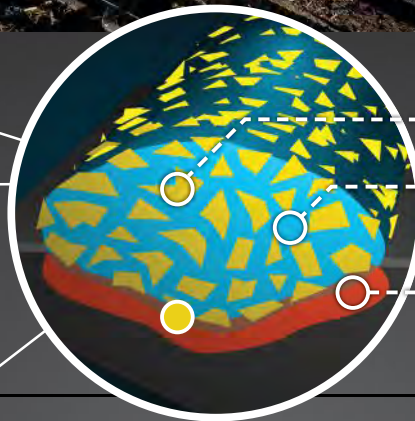
NUMBER	DESCRIPTION	APPLICATION
AKK30367	High-Flow Cast-Iron ForceField Pump	R4038, R4044, R4045, R4060, 410R, 412R, 612R, 616R
AKK30366	High Flow Cast Iron Forcefield Pump, less hydraulic motor	R4038, R4044, R4045, R4060, 410R, 412R, 612R, 616R
AKK39831	Standard Flow ForceField Pump	R4030 – R4060, 408R, 410R, 412R, 616R, 800R



# DOWNRIGHT DURABLE

## PLUS SWEEPS

NEWLY IMPROVED



- TUNGSTEN-CARBIDE BLEND
- IMPACT-RESISTANT WELD MATRIX
- PERMANENTLY-FUSED METALLURGICAL BOND

Swap out your sweeps less often – and cover far more acres – with newly improved PLUS Sweeps. Manufactured with a uniquely formulated tungsten-carbide blend that's applied to the nose, wing and neck, PLUS Sweeps provide **extraordinary wear resistance** (lasting two to three times longer than uncoated sweeps<sup>1</sup>). Now available on both **Perma-Loc™ High-Productivity** and **Tru-Width™ sweeps**, you'll be able to cultivate consistent seedbeds acre after acre.

Contact us for more information.

**HARVEST  
TERMS™**  
PARTS, SERVICE, INSPECTIONS

- Buy Now, Pay After Harvest 2025
- Interest Free Financing
- Improved Cash Flow & Savings

 JOHN DEERE  
FINANCIAL

Multi-Use Account



JOHN DEERE

<sup>1</sup>Based on internal testing at John Deere.

<sup>2</sup>Subject to approved credit on a Multi-Use Account, dealer participation, certain restrictions and conditions apply.





## Which Tillage Sweep is Right for Your Application?

There are many factors that affect yield, some that are in your control and some that are not. Did you know that tillage practices play a crucial role in maximizing yield? Having a well-prepared seedbed paves the way for the planter to perform at it's best. John Deere tillage tools can help size and spread-out residue, setting the stage for a successful planting season. Make sure your tillage tool is ready for the season with new wear parts. Which parts are right for your application?



	Conventional	Tru-Width	High Productivity
Longest Wear Life	Good	Better	Best
Shape Retention	Good	Better	Best
Lower Draft	Good	Better	Best
Reduces Ridging		Better	Best
Sticky Wet Soil Conditions		Best	Better
Shallow Working Depths (<2")	Best	Best	Better
High Speed Capabilities (7-10mph)			X
Easy Perma-Loc™ Adapter		X	X
Bolt-on Adapter	X	X	X
Xtra-Life Coating	X	X	
Plus Coating		X	X

See your local John Deere dealer who can help you choose the best parts for your needs.

## New PLUS Sweeps Now Last Even Longer

The long wear life PLUS sweeps are available in both the Tru-Width™ and High Productivity version and attach to the John Deere Perma-Loc™ attaching system. This expands the offering of these longer wear life sweeps as the previous version was only available as High Productivity. A Tungsten Carbide blend is robotically applied to the nose, underneath the wing and the neck of the PLUS sweep. Internal testing has shown the newest version lasts 2 to 3 times longer than an uncoated sweep. This helps growers spend less time changing worn sweeps and more time preparing the seedbed to hit the critical planting window. By holding their original shape throughout the tillage season, PLUS sweeps help to ensure a consistent, quality tillage job, from the first acre to the last.



NUMBER	DESCRIPTION
<b>Tru-Width™</b>	
KK79146	7" Tru-Width™ PLUS Sweep
KK79147	9" Tru-Width™ PLUS Sweep
KK79148	10" Tru-Width™ PLUS Sweep
<b>High Productivity</b>	
KK79142	7" High Productivity PLUS Sweep
KK79144	9" High Productivity PLUS Sweep
KK79145	10" High Productivity PLUS Sweep

# Field Cultivator Parts



## High Productivity Sweeps

These sweeps deliver the ultimate in performance, productivity, wear life, and shape retention. Available in bolt-on and Perma-Loc™ versions and four wing widths.

- Designed for top performance at 7–10 mph
- Low wing profile creates less draft, leaves a level finish
- Sharp edge effortlessly cuts through residue

NUMBER	SIZE	CROWN	STYLE
N331103	7-in.	Low	Bolt-On
N331104	9-in.	Low	Bolt-On
N331105	10-in.	Low	Bolt-On
N331106	12-in.	Low	Bolt-On
N331099	7-in.	Low	Perma-Loc™
N331100	9-in.	Low	Perma-Loc™
N331101	10-in.	Low	Perma-Loc™
KK26370	12-in.	Low	Perma-Loc™



## Tru-Width™ Sweeps

Available in both bolt-on and Perma-Loc™ styles, the Tru-Width sweeps help maintain cutting width throughout the life of the sweep. The wings are clipped for minimum soil side throw. With its wraparound design, Tru-Width sweeps provide even draft and maximum holding power. Compared to the conventional sweeps, Tru-Width sweeps are the choice for growers who require optimal scouring in sticky or wet soil.

NUMBER	SIZE	CROWN	STYLE
N182039	7-in.	Medium	Bolt-On
N182040	9-in.	Medium	Bolt-On
N182041	10-in.	Medium	Bolt-On
N182042	11-in.	Medium	Bolt-On
N182043	12-in.	Medium	Bolt-On
N238333	7-in.	Medium	Perma-Loc™
N238334	9-in.	Medium	Perma-Loc™
N238335	10-in.	Medium	Perma-Loc™
N238336	12-in.	Medium	Perma-Loc™



## Conventional Sweeps

These conventional wing sweeps provide excellent soil mixing and residue retention. The design provides an excellent option for the lowest cost investment.

NUMBER	SIZE	CROWN	STYLE
N130166	7-in.	Medium	Bolt-On
N130167	9-in.	Medium	Bolt-On
N130168	10-in.	Medium	Bolt-On
N973MN	12-in.	Medium	Bolt-On



## XLT Coated Sweeps for Field Cultivators

The XLT coated sweeps have a special alloy coating applied to high-wear areas for added durability in rocks and sandy soil conditions. XLT coated sweeps are available in Bolt-on or Perma-loc style adapters.

NUMBER	SIZE	STYLE
N182039XLT	7-in.	Bolt-On
N182040XLT	9-in.	Bolt-On
N182041XLT	10-in.	Bolt-On
N182042XLT	11-in.	Bolt-On
N182043XLT	12-in.	Bolt-On
N238333XLT	7-in.	Perma-Loc
N238334XLT	9-in.	Perma-Loc
N238335XLT	10-in.	Perma-Loc
N238336XLT	12-in.	Perma-Loc



## Field Cultivator Standards

NUMBER	DESCRIPTION	APPLICATION
N235292	Shank – 150-lb. Trip Force	980, 985, 2200, 2210
N237964	Shank – 200-lb. Trip Force	980, 985, 2200, 2210, 2230
BN231404	Tru-Position™ c-Shank Bracket Kit 150-lb.	
BN231404	Tru-Position™ c-Shank Bracket Kit 200-lb.	2210, 2230, 2330
BN260701	Tru-Position™ c-Shank Hardware Kit	2210
N237810	S-Shank Tine	980, 2210, 2230



## Perma-Loc™ Adapters and Springs

Heavy-duty cast adapter with stainless steel locking spring ensures a tight fit and easy installation. Optional removal tool available for quick change of the sweep.

NUMBER	DESCRIPTION
<b>Adapters:</b>	
N237614	47-Degree Curved Adapter
N237616	51-Degree Curved Adapter
N330001	47-Degree Flat for DMi
<b>Locking Springs:</b>	
N237620	For 47-Degree Adapter
N237621	For 51-Degree Adapter
<b>Removal Tool:</b>	
N237623	Optional Removal Tool



## Poly Shank Protector

Poly shank protector is designed to improve material flow around the shank and eliminate large buildup of debris. Radius design helps shed roots and reduce horsepower needed to pull the tool through the field.


NUMBER	DESCRIPTION
TY15990	1 3/4" x 9" Fits Field and Row Crop Cultivators with Mounting Hole Center 1 5/8" to 2"
TY15991	2" x 10" Fits Standards with Mounting Centers 1 3/4" to 2 1/2"
KK51728	Sweep Extender for Field Cultivators (3 holes)
A-TY15990	A&I Poly Shank Protector (1 3/4" x 9")





## John Deere Diamond Series Disk Blades

- Made of reliable, long-lasting steel for high-performance disking
- Precision-sharp edges for proper residue cutting and sizing
- Made in the U.S.A.



NUMBER	DESCRIPTION
<b>Spherical, Plain Edge:</b>	
B31315	18-in. x 0.138, 1 1/8 x 1 1/4-in. Dual Square
A47239	18-in. x 0.197, 1 1/8 x 1 1/4-in. Dual Square
B31318	20-in. x 0.177, 1 1/8 x 1 1/4-in. Dual Square (2.03-in. Concavity)
N231991	20-in. x 0.177, 1 1/8 x 1 1/4-in. Dual Square (1.63-in. Concavity)
N330738	20-in. x 0.197, 1 1/8 x 1 1/4-in. Dual Square
A49254	22-in. x 0.177, 1 1/8 x 1 1/4-in. Dual Square
N402465	20-in. x 0.177, 2-in. Round
A35487	22-in. x 0.256, 1 1/8 x 1 1/4-in. Dual Square
A42170	22-in. x 0.256, 1 1/2-in. Round
N242216	22-in. x 0.256, 1 1/8 x 1 1/4-in. Dual Square
N242996	22-in. x 0.256, Plain Edge Disk Blade
N240064	24-in. x 0.177, 1 1/8 x 1 1/4-in. Dual Square
N241278	24-in. x 0.197, 1 1/8 x 1 1/4-in. Dual Square
B35606	24-in. x 0.256, 1 1/8 x 1 1/4-in. Dual Square
N242322	24-in. x 0.256, 1 1/8 x 1 1/4-in. Dual Square
B35608	26-in. x 0.256, 1 1/4-in. Square
N242039	26-in. x 0.256, 1 1/4-in. Square
<b>Conical, Plain Edge:</b>	
A28610	22-in. x 0.256, 1 1/8 x 1 1/4-in. Dual Square
K37324	24-in. x 0.187, 1 1/2-in. Round
B32715	24-in. x 0.256, 1 1/4-in. Square
B28211	24-in. x 0.256, 1 1/2-in. Square
B29353	26-in. x 0.256, 1 1/2-in. Square

## John Deere Vertical Tillage Blades

- Solid, shallow concavity spherical blade chops and sizes residue, manages weeds and root balls, and removes field ruts
- Solid, shallow concavity blade mixes soil and residue, aerates soil, and anchors residue



NUMBER	DESCRIPTION
<b>2623VT, 2633VT</b>	
N242916	22-in. x 0.197, 2-in. Round – Plain Edge
N403847	22-in. x 0.197, 2-in. Round – Wavy Edge
<b>2660VT</b>	
KK89792	22-in. x 6.5mm, 2-in. Round
KK50221	20-in. x 0.256, 2-in. Round
<b>2680H High Speed Disk</b>	
5NS90340002	20-in. x 0.26, Notched Blade*
5NS90340003	20-in. x 0.26, Plain Blade*

\* 2680H Blades use 4 bolts design to mount, no center hole.



# Maintain the life of your Disk with Genuine John Deere OEM Disk Harrow Parts.



## Disk Maintenance Parts

Make sure you maintain your disk with John Deere OEM parts to be able to get the longest life out of your equipment. John Deere gang bolts, scrapers, spools, and sleeves can help keep your machine running so you can manage tough crop residue and even distribution in any field condition.

NUMBER	DESCRIPTION	APPLICATION
<b>Gang Bolts – See us for Specific Lengths:</b>		
A20616	Gang Bolt (1 1/8" x 77.7")	<b>Disk:</b> 110, 111, 115, 210, 215, 230, 621, 627, 630, 637
A20134	Gang Bolt (1 1/8" x 59.7")	<b>Disk:</b> 110, 111, 115, 210, 215, 230, 621, 627, 630, 637
A20615	Gang Bolt (1 1/8" x 68.7")	<b>Disk:</b> 110, 111, 115, 210, 215, 230, 621, 627, 630, 637
A40826	Gang Bolt (1 1/8" x 95.7")	<b>Disk:</b> 215, 235, 630, 637
A20617	Gang Bolt (1 1/8" x 86.7")	<b>Disk:</b> 110, 111, 115, 210, 215, 230, 621, 627, 630, 637
A20133	Gang Bolt (1 1/8" x 50.7")	<b>Disk:</b> 110, 111, 115, 210, 215, 230, 621, 627, 630, 637
B34226	Gang Bolt (1 1/8" x 78.84")	<b>Disk:</b> 310, 315, 330, 331, 335, 340, 355, 360, 635, 650, 670
A40827	Gang Bolt (1 1/8" x 107.7")	<b>Disk:</b> 215, 235, 630, 637
<b>Scrapers:</b>		
N242551	Scraper, 3/4" Arms	<b>Disk:</b> 235, 2620, 2323, 2625, 2323VT, 2630, 2633, 2635, 2633VT, 3720, 512, 630, 637
N241152	Scraper	<b>Disk:</b> 510, 650
A20006	Scraper	<b>Disk:</b> 110, 111, 115, 210, 220, 230
N242909	Scraper, 7/8" Arms	<b>Disk:</b> 331, 335, 510, 512, 637, 640, 650, 670,
N405093	5" Scraper Blade	<b>Disk:</b> 2620, 2630, 2623VT, 2633VT, 2720, 2730
N403316	7" Scraper Blade	<b>Disk:</b> 2620, 2630, 2623VT, 2633VT, 2720, 2730
<b>Sleeves &amp; Spools:</b>		
A20648	Sleeve (9" spacing)	<b>Disk:</b> 210, 215, 220, 225, 230, 235, 621, 627, 630, 655, 660, 630, 637
KK14510	Sleeve (9" spacing)	<b>Disk:</b> 2620, 2623, 2625, 2630, 2633, 2635
A20647	Sleeve (7 1/4" spacing)	<b>Disk:</b> 210, 215, 235, 621, 627, 637
B34203	Sleeve (9" spacing)	<b>Disk:</b> 210, 215, 235, 621, 627, 630, 637
B34204	Sleeve (11" spacing)	<b>Disk:</b> 310, 315, 330, 331, 335, 340, 350, 355, 370, 375, 510, 512, 637, 640, 670
KK14512	Sleeve (11" spacing)	<b>Disk:</b> 2620, 2623, 2625, 2630, 2633, 2635, 2720, 2730
KK53324	Sleeve (7 1/4" spacing)	<b>Disk:</b> 2620, 2623, 2625, 2623VT, 2630, 2633, 2635, 2633VT
N241315	Spool (7 1/4" or 9" spacing)	<b>Disk:</b> 220, 225, 621, 627, 630, 655, 660, 637
N241314	Spool (9" spacing)	<b>Disk:</b> 220, 225, 621, 627, 630, 655, 660, 637
AN183629	Spool (9" spacing)	<b>Disk:</b> 220, 621, 627, 630, 637
N240970	Spool (9" or 11" spacing)	<b>Disk:</b> 355, 425, 510, 512, 635, 637, 640, 650, 670
KK14362	Spool (9" spacing)	<b>Disk:</b> 2620, 2630, 2625, 2630, 2633, 2635, 425, 637, 650, 670
AN183748	Spool (7 1/4" spacing)	<b>Disk:</b> 621, 627, 630, 637

## John Deere Diamond Series Disk Blades – Cutout Edge



NUMBER	DESCRIPTION
B31342	18 x .138, 1 1/8 x 1 1/4-in. cloverleaf
A39548	18 x .177, 1 1/8-in. square
B31319	20 x .177, 1 1/8 x 1 1/4-in. cloverleaf
A47238	20 x .256, 1 1/8 x 1 1/4-in. cloverleaf
B31323	22 x .177, 1 1/8 x 1 1/4-in. cloverleaf
A36292	22 x .256, 1 1/8 x 1 1/4-in. cloverleaf
B28061	24 x .256, 1 1/2-in. square
N242047	24 x .256, 1 1/8 x 1 1/4-in. cloverleaf
B32092	26 x .256, 1 1/2-in. square
A34797	26 x .256, 1 1/4-in. square

## Maintenance-Free Bearings



Maintenance-free bearings were introduced with the 2600 series disks. They are used on disk gangs and rolling baskets.

### Maintenance-Free Bearing Features:

- Includes 2-year warranty
- Increases productivity by reducing the amount of required service time
- Packaged with rust-preventative paper for added protection

NUMBER	DESCRIPTION	APPLICATION
AKK16196	Maintenance-Free Bearing	<b>Disks:</b> 2620, 2623, 2623VT, and 2625 <b>Rippers:</b> 2720 and 2730

## Color Coded Hose Grips



New color coded aluminum hose handles make it easy to match up the hydraulic hoses on your implement with the correct function on the tractor. They also feature anti-slip design to make it easier to grip the hose and connect / disconnect from the back of the tractor. The color codes parts are laser engraved with the John Deere logo and the extend and retract icons to ensure proper matching up the proper function. The three hose grips below are now available for your planter.

NUMBER	DESCRIPTION
KK57310	Grip, Connector – Green Extend
KK57311	Grip, Connector – Green Retract
KK57312	Grip, Connector – Blue Extend
KK57313	Grip, Connector – Blue Retract
KK57314	Grip, Connector – Brown Extend
KK57315	Grip, Connector – Brown Retract
KK57316	Grip, Connector – Black Extend
KK57317	Grip, Connector – Black Retract
KK57318	Grip, Connector – Violet Extend
KK57319	Grip, Connector – Violet Retract
KK57320	Grip, Connector – Gray Extend
KK57321	Grip, Connector – Gray Retract
KK59026	Grip, Connector – Yellow
AA114807	Grips and O-Rings for SCV's I-IV – 1/2" lines



## Nutrient Application – 2510H

Timely application and proper placement of nutrients help ensure plants thrive and reach their maximum yield potential while being environmentally responsible. Below are parts that you may need to replace after continuous use applying nutrients during the fall, spring, or sidedress.

NUMBER	DESCRIPTION
<b>Scrapers:</b>	
A89381	NH3 Scraper Boot – Right Hand
A89376	NH3 Scraper Boot – Left Hand
A89437	Beaver Tail Scraper – Right Hand
A89556	Beaver Tail Scraper – Left Hand
<b>Tube Assembly:</b>	
AA73755	Liquid LH – Stainless Steel
AA73760	Liquid RH – Stainless Steel
AA73757	NH3 – Left Hand
AA73758	NH3 – Right Hand
AA79983	NH3 with Vent – Right Hand
<b>Gauge Wheels:</b>	
A85104	2-in. x 12-in. Gauge Wheel
A85134	Wheel
A85133	3-in. x 16-in. Gauge Wheel Tire
AA66988	3-in. x 16-in. Gauge Wheel Assembly
<b>Blades:</b>	
A84920	Flat Disc Opener Blade
A85568	14-in. Notched Sealer Blade
<b>Rebuild Kits:</b>	
BKK11410	2510H Refurbish Kit – 11-row
BKK11411	2510H Refurbish Kit – 15-row
BKK11412	2510H Refurbish Kit – 16-row
BKK11413	2510H Refurbish Kit – 23-row



Scrapers



A89376



A89556

Tube Assembly



AA73758



AA79983



AA66988

Blades



A84920



A85568

## Nutrient Application – 2410C

NUMBER	DESCRIPTION
<b>Standards:</b>	
BKK11714	Conventional
<b>Blades:</b>	
N262329	Disk Coultter – 22" Straight
KK11744	Disk Blade, Concave Notched
<b>Bushings:</b>	
N184995	Pivot (ID .531", OD .875", L .402")
N184531	Pivot (ID .755", OD 1.125", L 3.620")
KK26470	True Depth Shank Pivot (ID .688", OD 1.117", L 4.646")
KK12437	Pivot (ID .812", OD 1.5", L 1.504")
<b>Miscellaneous:</b>	
A87781	Hub



Coultter Blades



N262329

Disk Blades



KK11744

# TAKE A LOAD OFF



JOHN DEERE



Watch a video on  
Net Lift Assist



Visit [Shop.Deere.com](https://Shop.Deere.com)  
and order yours today.

Elevate your net wrap loading experience with the new Net Lift Assist and Net Lighting from John Deere. Increase field safety and efficiency by adding this attachment to your John Deere round baler. Our bolt-on design streamlines the installation and is compatible with 7-, 8-, 9-, and 0-Series Round Balers. Upgrade today for the ultimate loading experience.

## Round Baler Net Lift Assist & Net Lighting

Introducing the NEW John Deere Net Lift Assist — the ultimate solution for effortlessly loading net wrap on your round baler day or night. — Reliable and Durable. No cutting is required. A true bolt-on solution.

NUMBER	DESCRIPTION
BE33116	Net Lift Assist for 7-, 8-, and 9-Series Round Balers
BE33117	Net Lift Assist for 0-Series Round Balers
BE33118	Net Lighting Kit





# John Deere Netwrap and Twine

## NEW John Deere Mega Roll® with TamaTec+®

The all NEW John Deere Mega Roll is available in both CoverEdge™ and Edge to Edge®, which lasts up to 46% longer than a traditional-sized roll. With a larger roll, you have less downtime, less time spent reloading the baler with net, and enough net on one roll for a BIG day of baling, more than 300 6' bales at 2 wraps of net on hay. Mega Roll® meets the maximum roll diameter for a John Deere Round Baler. Pair the new Mega Roll with a Net Lift Assist for even easier loading.



## John Deere Edge to Edge® with TamaTec+®

With more footage per roll, now you can make 10–15% more bales with each roll of net—for more baler productivity and less downtime. The new net is lighter and easier to handle, and priced right to reduce your cost per bale. It continues to give the same great bale coverage over the entire width of the bale, protecting the crop as well as helping to maintain the bale's shape, making handling and storage much easier. Now that's delivering the trouble-free baling you have come to know and expect from John Deere Netwrap.



## John Deere CoverEdge™ with TamaTec+®

John Deere CoverEdge goes right over the edge of the bale and snaps into place for better protection. With the elimination of shoulders, bales are perfectly shaped for better handling, transport, and storage. John Deere CoverEdge covers 15% more surface area of the round bale and protects the edges of the bale to help prevent rainwater penetration and moisture collection within the bale. It also improves the weatherability of the package. No loose “fluff” to pick up the moisture from rainfall. With John Deere CoverEdge, you can produce high-quality silage bales when wrapped with stretch film because the bale surface is smooth, eliminating air pockets in the bale.



## John Deere XtraTwine™ Plus

### Large Square Bales

Reduces your cost and increases your baler's potential! Exclusively available through John Deere dealers.

### Features include:

- Uniform spool shape and consistent yarn to ensure trouble-free running in the baler
- Guaranteed length
- Unrivaled knotting performance
- Special UV light inhibitors to withstand intense exposure over long periods
- Unique color combination for bale identification
- Compatible with ALL large square balers


### Extra spool length

Extra spool length for less spool changes, less waste, and higher efficiency.

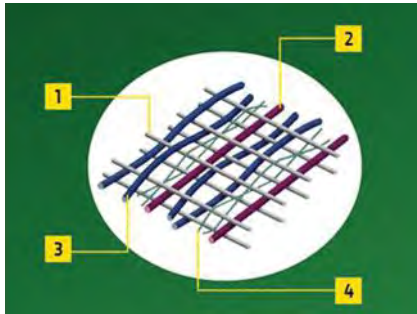


# John Deere Round Baler Belts

John Deere offers two options for baler belts: **DiamondTough™** and **DiamondTough™ PRO**



Did you know that not all baler belts are created equal? DiamondTough™ 1-ply baler belts are made with advanced technology and materials, designed to withstand the rigors of hay production in any crop or field condition. Our belts have a superior 1-ply design that eliminates the risk of delamination caused by multiple rubber layers. Unlike our competitors' multi-ply design, we offer a larger single channel for our patented triple-weave technology. The three-step diamond tread design provides both built-in wear indicators and self-cleaning characteristics. As the diamond tread moves over the rollers, it stretches the concave, which releases the dirt and debris that could be trapped inside.




## DiamondTough™ Baler Belts

John Deere's industry-leading DiamondTough baler belts feature:

- 1) Nylon-fill cords that provide superior puncture and tear resistance, along with excellent fastener-holding strength.
- 2) Excellent resistance to punctures and tears by inserting heavy-duty polyester straight-warp cords between the fill cords.
- 3) Polyester surface warp cords that resist abuse and increase flexibility over small baler rollers.
- 4) Nylon binder warp cords that help promote fabric integrity and abuse-resistant properties.

NUMBER	DESCRIPTION	APPLICATION
AFH215157	DiamondTough™ Short	330, 335, 375, 446, 546, 447, 448, 449, 440E, and 547
AFH215159	DiamondTough™ Long	330, 335, 375, 446, 546, 447, 448, 449, 440E, and 547
AE74209	DiamondTough™ Short	385, 6-, 7-, 8-, 9-, and 0-Series 5-ft. Balers
AE74210	DiamondTough™ Long	385, 6-, 7-, 8-, 9-, and 0-Series 5-ft. Balers
AE74177	DiamondTough™ Short	435, 535, 6-, 7-, 8-, 9-, and 0-Series 6-ft. Balers
AE74178	DiamondTough™ Long	435, 535, 6-, 7-, 8-, 9-, and 0-Series 6-ft. Balers



## DiamondTough™ PRO Baler Belts

Our DiamondTough PRO baler belts are more wear- and tear-resistant than many belts in the industry and are built with the following features:

- Built with a special rubber compound that offers excellent resistance to cutting, gouging, and abrasion — A step above standard DiamondTough, it's the same compound used in rugged conveyor belt applications.
- Provide better performance in harsh baling conditions.
- DiamondTough PRO belts are highly recommended in abrasive conditions, such as when baling corn stalks and peanut hay or when working in sandy soils.

NUMBER	DESCRIPTION	APPLICATION
AFH212598	DiamondTough™ PRO Short	7-, 8-, 9-, and 0-Series 5-ft. Balers
AFH212599	DiamondTough™ PRO Long	7-, 8-, 9-, and 0-Series 5-ft. Balers
AFH210848	DiamondTough™ PRO Short	7-, 8-, 9-, and 0-Series 6-ft. Balers
AFH210849	DiamondTough™ PRO Long	7-, 8-, 9-, and 0-Series 6-ft. Balers

## Net Guide

Net Guides are a great addition for any round baler 6-Series or newer. Net Guides bridge the gap between #10 and #12 rollers, to prevent the net from taking a detour and wrapping around the #11 roller. John Deere recommends installing 3 net guides (gap 2, 4, 6) on a 5-ft. wide round baler or 2 net guides (gap 2, 4) on a 4-ft. wide round baler. Each Net Guide requires 2 chain links which are ordered separately (Part #AH223103).



NUMBER	DESCRIPTION
FH345025	Net Guide
AFH223103	Chain Link



# GREEN-GARD™ Hay Preservative

John Deere GREEN-GARD Hay Preservative is a buffered, propionic acid preservative that helps retain the freshness, color, and quality of the hay by stopping mold growth, heating, and spoilage.

- Bale when you're ready at moisture up to 30%
- Non-corrosive buffered formula won't harm expensive baling equipment, the user, or livestock
- Treated hay is greener, higher in feed value, and can be stored for years while looking and feeding as well as when it was baled

Ask your dealer about which hay preservative system is right for you!



Watch a video on  
GREEN-GARD™

NUMBER	DESCRIPTION	Size
AFH216669	Mini Drum	13-gal. / 120-lbs.
AFH216670	Drum	50-gal. / 450-lbs.
AFH216672	Tote	200-gal. / 1,800-lbs.
AFH216673	Large Tote	270-gal. / 2,380-lbs.





# 1 Series Round Baler Attachments

You don't have time to waste. You need practical, efficient short cuts. That's where John Deere attachments come in. They make your hard-working baler perform even better. They're a strong investment in your growing success, too—adding real value to your round baler.



## 1. Net Lift Assist & Net Lighting

Designed to lift a John Deere netwrap roll utilizing the plastic handles or nylon straps already found on existing netwrap rolls. Our bolt-on design streamlines the installation and is compatible with 7, 8, 9, 0 and 1 Series round balers. Works with both 4' and 5' wide models.

- BE33145** - Net Lift Assist for non-factory installed 1 Series Round Balers
- AT419929** - Net Lighting for 1 Series Round Baler (2x lights and net lift assist required)
- BE33117** - Net Lift Assist for 0 Series Round Balers
- BE33116** - Net Lift Assist for 7/8/9 Series Round Balers
- BE33118** - Net Lighting Kit for 7/8/9/0 Series Round Balers

## 2. Moisture Sensor Kit

**BE33125** - For 1 series M and R spec machines. Note: Not compatible with E spec machines.

## 3. Bale Scale

**BE33126** - Bale scale kit for 1 Series M and R spec balers. Note: not compatible with E spec

## 4. Cornstalk Compressor Rack

**BE32257** - Improves the capacity in chopped (fluffy) cornstalks.

## 5. Preservative Application System

Use the integrated preservative system with John Deere Green-Gard™ preservative to produce high-quality hay. Bale sooner and worry less. This system also integrates with the baler display. For optimal performance, pair with the moisture sensor and bale scale kits.

- BE33150** - 451R and 461R Round Balers
- BE33151** - 451M and 461M Round Balers
- BE33152** - 561R Round Balers
- BE33153** - 551M and 561M Round Balers

## 6. Corncob Filler Plates

**BE32310** - Improves the tooth life and prevention of corn cobs lodging in the pickup.

## 7. Round Baler Wear Liner

**BE33142** - Replaceable wear liners made from abrasion resistant steel for 461M/R & 561M/R round balers. Intended for highly abrasive crops such as corn stalks and peanut hay. Includes liners and attaching hardware. Can be used to repair balers with already worn side-sheets

Tire and Spindle Kit



Round Baler Wear Liner



Net Lift Assist & Net Lighting



Corncob Filler Plates



## 8. Hi Flotation Tire and Spindle Kit

These larger tires absorb shock loads in rough terrain and improve flotation on soft ground, resulting in less soil compaction. They also perform well at increased speeds for increased productivity.

**BE32678** - Compatible with 1 series round balers M/R spec only. **BE33153** - 551M and 561M Round Balers



## External Buzzer for G5e

**BE33191** - Increases the volume of notifications on G5e display.



## Round Baler PartsOnSite

**BE32698** - 20 of the most common service parts for the 6 foot diameter non precutter round balers - 7, 8, 9, 0 and 1 Series balers.



# Filter Maintenance

W235 Final Tier (FT4) Windrower



Scan to access additional Quick Reference Guides

**CAB**  
**Fresh Air Filter**  
**RE284091**  
 Clean every 50 hours and replace as required.

**CAB**  
**Recirculation Air Filter**  
**L214634**  
 Clean every 250 hours or each season, whichever occurs first, and replace as required.

**ENGINE**  
**Primary Air Filter**  
**AN403918**  
**Secondary Air Filter**  
**AN403919**  
 Replace each season and as required.

**ENGINE**  
**Diesel Exhaust Fluid (DEF) Dosing Unit Filter**  
**DZ114640**  
 Replace every 4,500 hours or three years of operation, whichever occurs first.

**ENGINE**  
**Open Crankcase Ventilation (OCV) Filter**  
**DZ105796 (-018129)**  
**DZ105100 (018130-)**  
 Replace every 1,500 hours.

**ENGINE**  
**Fuel Tank Vent Filter**  
**H216169**  
 Clean every 500 hours or each season, whichever occurs first.

**ENGINE**  
**Fuel Filter Kit (Includes Primary and Secondary)**  
**RE556406 (Engine Option Code 35D5)**  
**Primary Fuel Filter**  
**DZ128543 (Engine Option Code 35JL, 35K3)**  
**Secondary Fuel Filter**  
**DZ115392 (Engine Option Code 35JL, 35K3)**  
 Replace every 500 hours or each season, whichever occurs first.

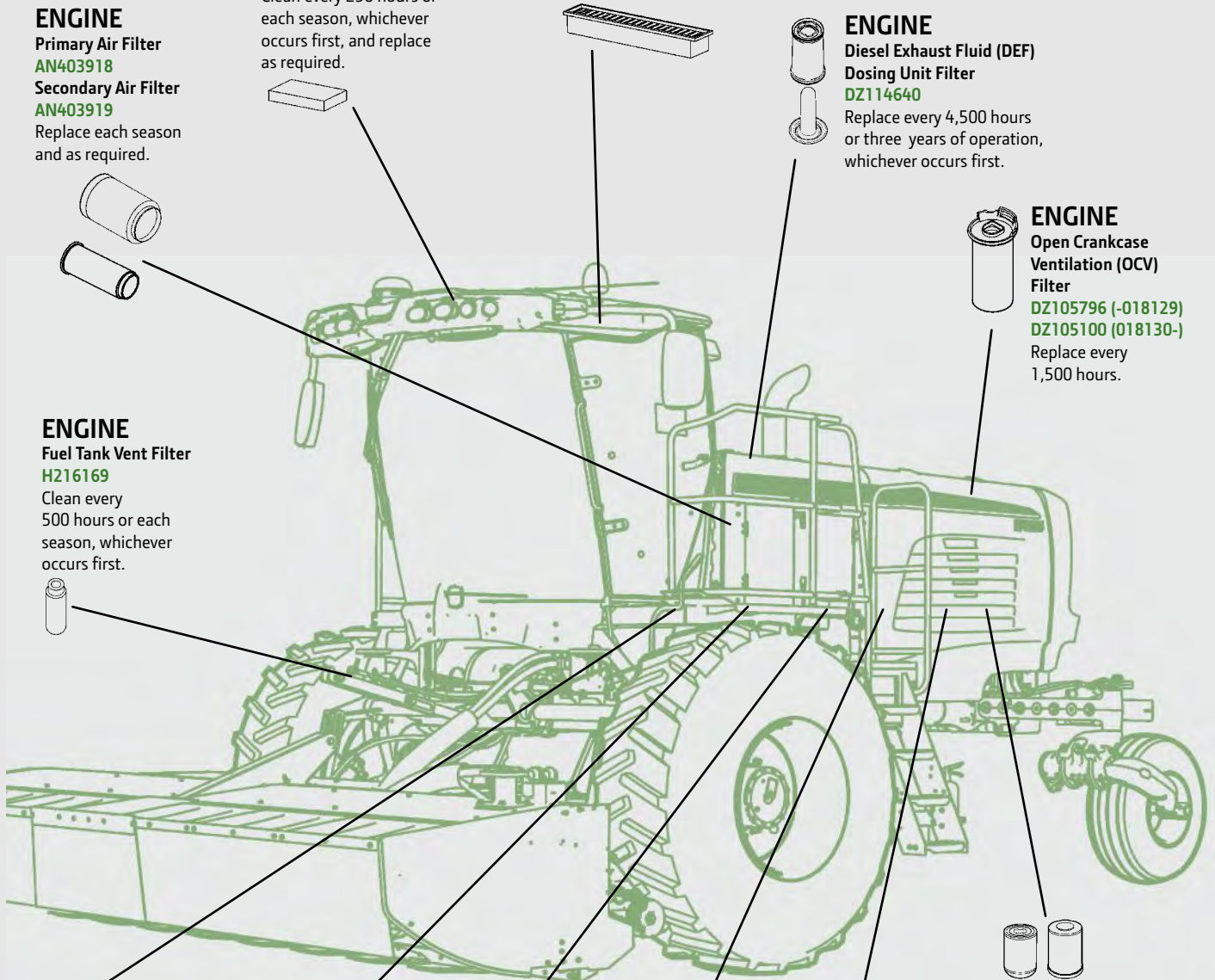
**ENGINE**  
**Oil Filter**  
**RE539279**  
 Initial oil and filter change is after 100 hours of operation, then replace every 250 hours or each season, whichever occurs first.

**ENGINE**  
**Diesel Exhaust Fluid (DEF) Tank Vent Filter**  
**H216169**  
 Clean every 500 hours or each season, whichever occurs first.

**HYDRAULIC**  
**Charge Filter**  
**AH128449 (-420000)**  
**T175002 (420001-)**  
 Replace every 400 hours or each season, whichever occurs first.

**HYDRAULIC**  
**Return Filter (Draper)**  
**AT318160**  
 Replace every 400 hours or each season, whichever occurs first.

**HYDRAULIC**  
**Reservoir Vent Filter**  
**AT101565**  
 Replace every 400 hours or each season, whichever occurs first.



# NO GREATER COMMITMENT TO YOUR FARM. AND YOUR FAMILY.

## HERE FOR THE LONG RUN

You're planning a prosperous future for your farm or business. John Deere Financial is here to help you get the best equipment to take you there. Today and tomorrow, you can move forward with confidence — knowing you have the financial provider that's here for generations.



Scan to see how Lynn and Lambert Marshall's family farm has benefited from John Deere Financial.



**JOHN DEERE**  
FINANCIAL



## Advanced Hay, Straw, and Silage Tester

This advanced Hay, Straw, and Silage Tester is the most efficient probe on the market. The 20" stainless steel probe and tip provides accuracy, versatility, and durability. The SW007305 will measure push force to determine whether it's a high- or low-density bale, then adjusts the moisture result for more precise accuracy.

**Features:**

- Measures 8–80% moisture content
- Temperature range 14 -176F (-10 - 80C)
- Automatic Density Compensation
- Choice of hay or straw bales, separate mode for silage
- Memory can store results up to 64 bales with a total of 1,000 savable moisture and temperature readings
- Continuous reading as you probe bale



NUMBER	DESCRIPTION
SW007305	Hay, Straw, and Silage Tester

## Hay Probes and Baler Mounted Testers

NUMBER	DESCRIPTION
--------	-------------

**Handheld Moisture Testers:**

**Moisture Testers:**

SW16136	18-in. Probe (testing range from 14–44%)
SW16326	32-in. Probe (testing range from 14–44%)

**Low-Moisture:**

SW007320	20-in. Probe (testing range from 8–44%)
SW007321	10-in. Probe (testing range from 8–44%)

**Baler-Mounted Hay Testers:**

SW07350	Tester mounts inside the baler for direct readout of moisture while baling. (Testing range from 8–44%)
SW007360	Advanced Baler-Mounted Hay Moisture Tester (Testing range 8-30+%)



## Handheld Grain Protein and Moisture Tester

John Deere’s grain protein and moisture tester uses a lab-grade analyzer to combine portability with accuracy and ease of use before you even leave the field. It enables grain analysis by moving decision making out of the lab, grain elevator, processing plants, and feed mills. This tester uses Near Infra-Red Spectroscopy (NIRS) technology to determine protein, moisture, and oil.

Measures a variety of grains and forage for protein, moisture, and oil.

Operating temperature: 40°–125° F (5°–50° C)

Cup unit dimensions: H: 7-in., D: 6-in. (H: 179mm, D: 152mm)

Tests more than 2,000 samples on one full charge

Offline mode enables testing; results available when back online (cellular service)

Subscription required – not included with the price of the handheld tester



NUMBER	DESCRIPTION
SW008300	Handheld Grain Protein and Moisture Tester



### Reman DEF Header Now Available from JD REMAN

John Deere Reman is pleased to announce the addition of remanufactured DEF header to our product line-up. The header is available in the 12V version at a variety of lengths for multiple applications, with substantial cost savings versus that of a new replacement component. These Reman headers are upgraded to the latest design specifications to ensure they provide the performance and durability that you demand.

Reman Number	OE Number	Voltage, Header Length	Model Number	Machine Application
RM100343	DZ111096	12V, 300mm	4045, 6068	Tractor
RM100344	DZ111165	12V, 525mm	6068, 6090	Tractor
RM100345	DZ113401	12V, 525mm	6068, 6090	Combine, Sprayer
RM100346	DZ118292	12V, 300mm	4045, 6068, 6090	Tractor, Sprayer, Windrower, 4WDL, OEM
RM100347	DZ118293	12V, 400mm	6068	Tractor, Sprayer, Windrower, Backhoe
RM100348	DZ118294	12V, 525mm	6068, 6090	Tractor, Combine, Sprayer
RM100349	DZ118296	12V, 700mm	4045, 6068, 6090, 6135	Combine, Sugarcane Harvester, OEM
RM100350	DZ118670	12V, 525mm	6068, 6090	Tractor
RM100351	DZ118671	12V, 300mm	4045, 6068, 6090, 6135, 6136	Tractor, Sprayer, 4WDL, OEM
RM100352	DZ118674	12V, 600mm	4045, 6068, 6090, 6135, 6136	Tractor, Cotton Picker/Stripper, SPFH, OEM
RM100353	DZ118675	12V, 700mm	4045, 6068, 6090, 6135, 6136	Combine, Harvester, OEM



### Reman DEF Supply Module Now Available from JD REMAN

John Deere Reman is pleased to announce the addition of remanufactured DEF supply module to our product line-up. These Reman modules are upgraded to the latest design specifications to ensure they provide the performance and durability that your customers demand. The module comes in 12V and 24V versions used across multiple engine models and applications, with substantial cost savings versus that of a new replacement component.

Reman Number	OE Number	Model Number	Machine Application
RM100354	DZ121770	4045, 6068, 6090, 6135	12V Ag, C&F, and OEM
RM100340	DZ121771	4045, 6068, 6090, 6135	24V Ag, C&F, and OEM



### Reman DEF Dosing Injector Now Available from JD REMAN

John Deere Reman is pleased to announce the addition of remanufactured DEF dosing injector to our product line-up. The injector is available for multiple engine models and applications, with substantial cost savings versus that of a new replacement component. These Reman dosing injectors are upgraded to the latest design specifications to ensure they provide the performance and durability that you demand.

Reman Number	OE Number	Description	Model Number	Machine Application
RM100341	RE555626	3-hole	6090, 6135	Ag, C&F, and OEM
RM100342	RE560468	6-hole	4045, 6068, 6090	Ag, C&F, and OEM



## Reman High Pressure Common Rail (HPCR) Fuel Rails Now Available from JD REMAN

John Deere Reman is pleased to announce the addition of remanufactured HPCR fuel rail assemblies to our product line-up. These assemblies provide the convenience of component exchange repair solutions, with substantial cost savings versus that of a new replacement component. These Reman components are upgraded to the latest design specifications to ensure they provide the performance and durability that you demand.



Reman Number	OE Number	Model Number	Machine Application
RM100409	RE520929	4045	Ag, C&F and OEM
RM100410	RE522596	6068	Ag, C&F and OEM
RM100411	RE521433	6081	Ag, C&F and OEM
RM100412	RE521599	6090	Ag, C&F and OEM

## Reman Flex Box Cab Controllers (FCC) for Tractors from JD REMAN

Flex Box Cab Controllers (FCC) are widely used on multiple tractor models. These controllers control and coordinate multiple functions related to the operator station. John Deere Reman is now able to provide a wide range of Reman solutions for the FCC controller family.



Reman Number	OE Number	Description	Machine Models
RM100371	RE266604	Electronic Control Unit, Cab Control	6D and 5E Tractors
RM100372	RE275612	Electronic Control Unit, Cab Control	7- and 8-Series Tractors
RM100373	RE275622	Electronic Control Unit, Cab Control	7-, 8-, and 9-Series Tractors
RM100375	RE309304	Electronic Control Unit, Cab Control	8R and 8RT Tractors
RM100376	AL212898	Electrohydraulic Controller, EHC	5M Tractors, Europe Edition
RM100377	SJ13216	Vehicle Controller	6B, D and E Tractors
RM100378	SJ290320	Electronic Control Unit, EHC	5-Series Tractors

## Remanufactured Mid-Rollers from JD REMAN

These remanufactured polyurethane mid-rollers provide higher heat resistance compared to rubber rollers, making them more suitable for roading conditions and severe applications. John Deere remanufactured mid-rollers use original OEM steel hubs which have been cleaned, inspected, and prepped for the re-treading process. The polyurethane molding process for remanufactured mid-rollers is the same process used in new mid-roller manufacturing.



Reman Number	OE Number	Description	Where Used
RM100290	RE266293 RE576549	Narrow Rubber Mid-Roller Assembly Narrow Polyurethane Mid-Roller Assembly	8295RT, 8310RT, 8320RT, 8335RT, R8340RT, 8345RT, 8360RT, 8370RT
RM100291	RE254786	Mid-Roller Assembly, 126mm	8120T, 8220T, 8320T, 8420T, 8520T, 8230T, 8330T, 8430T
RM100292	RE576550 RE251071	Mid-Roller Assembly, Polyurethane Mid-Roller Assembly, Rubber	9430T, 9530T, 9630T, 9460RT, 9510RT, 9520RT, 9560RT, 9570RT
RM100370	RE575013	Mid-Roller Assembly, Polyurethane Mid-Roller Assembly	8295RT, 8310RT, 8320RT, 8335RT, R8340RT, 8345RT, 8360RT, 9470RX, 9520RX, 9570RX, 9620RX, 9RX490, 9RX540, 9RX590, 9RX640 (also includes scarper tractors)



## Remanufactured 13.5L FT4 Complete Engine Assemblies is Available from JD REMAN

John Deere Reman has added the remanufactured 13.5L Final Tier 4 complete engine to our product line-up. This engine solution provides the convenience of component exchange repair solution, with substantial cost savings versus that of a new OEM replacement engine. John Deere Reman 13.5 L FT4 engines are remanufactured by John Deere Reman. Engines are fully disassembled, cleaned, and inspected, with ALL wear parts replaced and failed or damaged parts replaced or reconditioned as part of the reman process. Engines are upgraded to the latest design specifications. Engines are dyno tested at the reman factory to meet original OEM performance specifications. John Deere Reman 13.5L FT4 Engines carry a 2-years/2000-hour warranty (parts & labor when dealer installed). Extended Warranty coverage is also available for purchase for these complete reman engines.

Reman Part Number	REMAN CBA Part Number	Model Number	Application
RM100326	RM100318	CP690 and CS960	Cotton Picker/Stripper
RM100327	RM100318	9420R, 9470R, 9470RT, 9520R, 9520RT	Tractor
RM100328 and RM100329	RM100318	9420R, 9470R, 9470RX, 940RT, 9520R, 9520RT, 9520RX	Tractor
RM100333, RM100334, and RM100335	RM100318	8300, 8400, 8500, 8600	Self Propelled Forage Harvester (SPFH)
RM100336 and RM100337	RM100318	S680, S690	Combine
RM100338	RM100318	S680, S690, S780, S790	Combine
RM100339	RM100318	S780, S490	Combine

### GREAT NEWS!!

The remanufactured 9.0L Final Tier 4 engine from JD REMAN are available! See your Dealer for specific engine details.





# Extended Warranty for John Deere Reman Engines\*

Optional extended warranty terms for John Deere Reman engines can be purchased. Coverage options are between 2-year/2,500 hours and 5-year/4,000 hours. To qualify for the program, the engine must be dealer installed and the customer must purchase the extended warranty contract within 90 days of engine installation. Contact your John Deere Dealership for complete details.

\*Complete engines only.



## John Deere Electronics “Repair & Return” service from JD REMAN

Your John Deere dealer has a lower-cost repair solution for precision ag electronic components. Don't send your electronic components to just any electronics repair shop. Factory trained John Deere Reman technicians will complete the repairs. All repairs use genuine OEM parts. Components are tested back to the original OEM specifications. All repairs carry a 12-month warranty.



BaleTrack™ monitor



1800 Display



2630 Display



2600 Display



StarFire™ 3000



StarFire™ 6000



4640 Display

JDPOINT Part Number	Product Description	Repair Options
RR2600R	2600 Display	Comprehensive Repair Only
RR2630R	2630 Display (all revisions, except J)	Comprehensive Repair Only
RR3000R	Starfire™ 3000	Comprehensive Repair, or Dome Replacement Only
RR6000R	Starfire™ 6000	Comprehensive Repair, or Top Dome Replacement Only
RR4640R	4640 Display Universal Display (10-inch)	Touchscreen Replacement Only or Touchscreen with LCD Replacement
RR218185R, RR179717R, RR210762R, RR222384R	BaleTrack™ monitor	

# Announcing an even better value story. We have your back.



John Deere Reman is proud to announce that all John Deere Reman-branded **Starters and Alternators** now come with a **STANDARD** 2-year Factory warranty. Dealer-installed\* or customer-installed\*, you will have peace-of-mind that John Deere has your back.

2 years = Two planting and harvesting cycles. All covered by a factory warranty. Reman Tough.



Starter



Alternator



# Take a bigger bite out of earthmoving jobs.

Thicker and longer than standard blades, these John Deere blades help power through the toughest conditions. Three different widths and a variety of configurations are available on both carry-all and ejector scrapers. Plus many segments are reversible for twice the life.



## Scraper Parts

NUMBER	ITEM DESCRIPTION	MODEL
<b>Router Bits:</b>		
CB01440140	Cast	All Models
CB11492377	Universal Router Bit Extension for Ejectors	All Models
<b>Blades:</b>		
CB01428503	Ejector, 18-in. Standard	All Models
CB01428505	Ejector, 12-in. Standard	All Models
CB01447446	Ejector, 6-in. Standard	All Models
CB01440276	Ejector, 18-in. Long	All Models
CB01440281	Ejector, 12-in. Long	All Models
CB01440650	Ejector, 6-in. Long	All Models
CB01440368	Carry All (outer)	1510C, 1512C, 1812C, and 1814C (Carry All -2008)
CB01440373	Carry All (center)	1510C (Carry All -2008)
CB01440376	Carry All (center)	1812C (Carry All -2008)
CB01440379	Carry All (center)	1814C (Carry All -2008)
CB01440374	Carry All (aggressive)	1510C (Carry All -2008)
CB01440377	Carry All (aggressive)	1812C (Carry All -2008)
CB01472054	Carry All, 13-in. (center)	1510C, 1810C, and 1814C (Carry All -2008)
CB01472052	Carry All, 10-in. (outer)	All Carry All Models (Carry All -2008)
CB01443968	Blade Bolt, 2 1/4-in.	1510C, 1512C, 1812C, and 1814C
CB01443969	Blade Bolt, 2 1/2-in.	All Ejector and Carry All (Carry All -2008)
CB01443970	Washer	
CB01443971	Nut	
CB01472055	Center, 13-in.	1812C and 2112C
<b>Sleeves:</b>		
CB11467683	Sleeve*	2112C and 2112E
CB11453026	Sleeve**	1510C, 1512E, 1810C, 1810E, 1812C, 1814C, and 1814E
<b>Miscellaneous Parts:</b>		
CB11454238	Hitch-pivot Assembly with Bushings (prior to 2005)	1510C, 1512C, 1512E, 1810E, 1812C, 1814C, and 1814E
CB11425249	O-ring Assembly-pin (hitch pivot)	1510C, 1512C, 1512E, 1810E, 1812C, 1814C, and 1814E

\*Used only on short Quick Attach.  
\*\*Used only on Long Quick Attach.



### Straight or Standard Configuration:

Our straight blade configuration comes standard on all John Deere scrapers. They sit flush with the ground and are perfect for precision land leveling, haul road maintenance, and loading sandy material.



### Tooth Configuration:

Our tooth configuration is a factory option that allows the scraper to break up material as it enters the bowl. Teeth work well in hard and compact soils and help prevent material from slabbing as it cuts.



### Drop Center Configuration:

Our drop center configuration is a popular factory option and the best choice for the toughest soil conditions. The compound blade depths help break down sticky clays and maximize loads.



### Alternating Drop Center Configuration:

Alternating drop centers are great for intermediate-to-tough materials like dry clay. This configuration works well when material conditions are constantly changing.



### Tooth Drop Center Combination Configuration:

The tooth drop center combination works well in a broad array of soils, particularly light-to-intermediate types where material conditions change frequently.



Maintenance made easy.

## Filter Paks for Compact Construction Equipment

Filter Paks enable your 500-hour and 1000-hour preventative maintenance to be done by ordering one convenient kit. Kits include high quality OEM John Deere parts designed specifically for your equipment. Most kits contain an oil filter, air filter, fuel filter, and hydraulic filter.



Scan this code to view our Compact Tractor DIY Maintenance videos

Part Number	Hour Interval	Model
AT556416	500	312GR, 314G, 316GR, 317G, 318G (PIN: J288093-), 244L, 324L
AT556416	500	326P, 330P, 331P, 333P, 334P, 335P
AT556415	1000	330 P, 331 P, 333 P, 334 P, 335 P
AT535118	1000	312GR, 314G, 316GR, 317G, 318G (PIN: J288093-)
AT535119	500	312GR, 314G, 316GR, 318G (PIN: G288093-)
AT535120	1000	312GR, 314G, 316GR, 318G (PIN: G288093-)
AT535112	500	320G, 324G, 325G (PIN: J328658-)
AT535113	1000	320G, 324G, 325G (PIN: J328658-)
AT535115	500	320G, 324G, 325G (PIN: G328658-)
AT535116	1000	320G, 324G, 325G (PIN: G328658-)
AT535106	500	330G, 331G, 332G, 333G
AT535108	1000	330G, 331G, 332G, 333G (PIN: 1T033xG ___ E -387327) (PIN: 1T033xG ___ F -387880)
AT535111	1000	330G, 331G, 332G, 333G (PIN: 1T033xG ___ F 387881 -)
AT536104	500	204L, 304L
AT536286	1000	204L, 304L
AT536287	1000	244L, 324L, 326P
AT536289	500	344L
AT536483	1000	344L (PIN: B043142-59700)
AT536288	1000	344L (PIN: B043142-)
AT534479	500	17G, 17P
AT534484	1000	17G, 17P
AT534504	500	26G, 26 P
AT534505	1000	26G, 26 P
AT534506	500	30G, 30P, 35G, 35P
AT534507	1000	30G, 30P, 35G, 35P
AT534508	500	50G, 50P, 60G, 60P
AT534509	1000	50G, 50P
AT534510	1000	60G, 60P





JOHN DEERE



# THE CHOICE IS YOURS

Feel confident knowing we have you covered when replacing rubber tracks on your compact track loader or compact excavators. With a recently expanded rubber track offering, we now have A&I and OEM tracks available at your local John Deere Dealer.

## John Deere OEM

- OEM quality
- 24-months/2000 hour warranty

## A&I Products

- Fitment for both John Deere and Non-Deere machines
- 12-month unlimited hour warranty

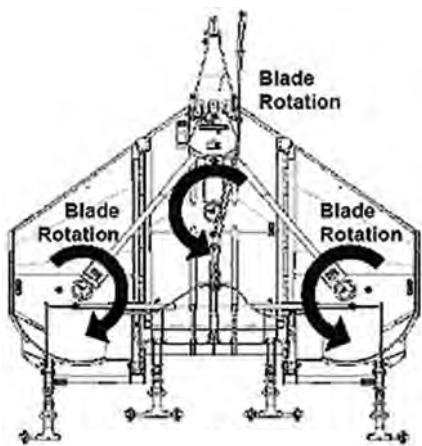
Available at your local John Deere dealer or online at [Shop.Deere.com](http://Shop.Deere.com)



# John Deere Blades are designed for the toughest conditions—no matter the field you are in.



Making the cut in the field—and in your wallet



CX15, HX15, MX15, CX20, HX20

NUMBER	DESCRIPTION/APPLICATION
<b>Wheels and Tires for Tough Conditions:</b>	
<b>CX15, HX15, CX20, HX20, FC10R, FC15R, FC20R, R10, R15 and R20</b>	
AP41020	Wheel, 16PR Foam-Filled Tire, 21 x 7 x 12-in.
AP41022	Wheel, 24PR Foam-Filled Tire, 26 x 9 x 14.5-in.
<b>Blades:</b>	
<b>CX15, HX15, E15, FC15I, FC15M, FC15R, HX6, M15, MX15, R15 and RC15</b>	
FH329908	Suction Blade Center, CCW (order 2)
FH329915	Suction Blade Right-Hand, CCW (order 2)
FH329914	Suction Blade Left-Hand, CW (order 2)
FH329918	Shredding Attachment Upper, CW (order 2)
FH329919	Shredding Attachment Upper, CCW (order 4)
FH329914	Shredding Attachment Lower, CW (order 2)
FH329915	Shredding Attachment Lower, CCW (order 4)
<b>CX20, HX20, FC20M, FC20R, M20 and R20</b>	
FH329920	Suction Blade, CW (order 2)
FH329909	Suction Blade, CCW (order 4)
FH329918	Shredding Attachment Upper, CW (order 2)
FH329919	Shredding Attachment Upper, CCW (order 4)
FH329914	Shredding Attachment Lower, CW (order 2)
FH329915	Shredding Attachment Lower, CCW (order 4)





### Frontier Rotary Cutter Blades

NUMBER	DESCRIPTION	APPLICATION
ME300125	Blade Set, 2 Blades	RC1048
ME300126	Blade Set, 2 Blades	RC1060, RC1072
ME300227	Blade Bolt Kit	RC1048, RC1060, RC1072
TIFC711121	Blade Set, 2 Blades	RC2048
TIFC711122	Blade Set, 2 Blades	RC2060
TIFC711123	Blade Set, 2 Blades	RC2072
5TIFC711222	Blade Set, 2 Blades	RC2084
TIFC711124	Blade Bolt Kit	RC2048, RC2060, RC2072
5TIFC711224	Blade Bolt Kit	RC2084



### Frontier Grooming Mower Blades

NUMBER	DESCRIPTION	APPLICATION
5BP0006795	4-ft. Deck	GM1048E, FM2012R, FM2112R
5BP0006795B	4-ft. Deck (High-Lift)	GM1048E, FM2012R, FM2112R
5BP0006641	5-ft. Deck	GM1060E, GM2060R, FM2012R, FM2015R, FM2112R, FM2115R
5BP0006641B	5-ft. Deck (High-Lift)	GM1060E, GM2060R, FM2012R, FM2015R, FM2112R, FM2115R
5BP0006845	6-ft. Deck	GM1072E, GM2072R, FM2015R, FM2017R, FM2115R, FM2117R
5BP0006845B	6-ft. Deck (High-Lift)	GM1072E, GM2072R, FM2015R, FM2017R, FM2115R, FM2117R
5BP0006690	7-ft. Deck	GM2084R, FM2120R
5BP0044318	7 1/2-ft. Deck	GM2190R
5BP0044598	9-ft. Deck	GM2109R
5WP1001510	Low-Lift	GM1060R, FM1015R
5WP1001511	Low-Lift	GM1072R, FM1012R, FM1017R
5WP1001512	Low-Lift	GM1084R
5WP1001513	High-Lift	GM1060R, GM3060, FM1015R
5WP15127	High-Lift	GM1072S
5WP53417	High-Lift	GM1084R
5WP24590KT	KIT – High-Lift	GM1190R
5WP78127	High-Lift	GM3054

# Keep rolling this spring



## OEM and aftermarket bearings from your John Deere dealer

From John Deere OEM to aftermarket alternatives from A&I Products, your John Deere dealer has the right bearings to fit your needs ... and your budget.

NUMBER	DESCRIPTION	APPLICATION	TYPE
<b>Gauge Wheel Bearings, Marker Disk Bearings:</b>			
AN212132	Ball Bearing	Planters: ME, ME2, ME+, MEXP, & Pro-Series XP Drills: 750, 1520, 1530, 1535, 1560, 1590, 1850, 1860, 1890, & 1895	John Deere
A-5203KYY2-I	Bearing, Double Row	Planters: ME, ME2, ME+, MEXP, & Pro-Series Drills: 750, 1520, 1530, 1535, 1560, 1590, 1850, 1860, 1890, & 1896	A&I Products
<b>Row Cleaner Bearings:</b>			
AA38601	Ball Bearing	Planters: ME, ME2, ME+, MEXP, & Pro-Series XP	John Deere
A-AA38601	Ball Bearing	Planters: ME, ME2, ME+, MEXP, & Pro-Series XP	A&I Products
AA59196	Ball Bearing	Planters: MEXP & Pro-Series XP	John Deere
A-AA59196	Ball Bearing	Planters: MEXP & Pro-Series XP	A&I Products
<b>Cast Closing Wheel Bearings:</b>			
AA34132	Ball Bearing	Planters: ME, ME2, ME+, MEXP, & Pro-Series, XP Drills: 455, 750, & 1535	John Deere
A-AA34132	Ball Bearing	Planters: ME, ME2, ME+, MEXP, & Pro-Series, XP Drills: 455, 750, & 1535.	A&I Products
AA61722	Ball Bearing	Planters: ME2, ME+, MEXP, & Pro-Series XP Drills: 455, 750, 1535, & 1850	John Deere
A-6203-2RS-I	Ball Bearing	Planters: ME2, ME+, MEXP, & Pro-Series XP Drills: 455, 750, 1535, & 1851	A&I Products
A-6203-2RS-P	Ball Bearing	Planters: ME2, ME+, MEXP, & Pro-Series XP Drills: 455, 750, 1535, & 1851	A&I Products
<b>Unit Mounted Coulter and Single Disk Fertilizer Bearings:</b>			
JD8187	Bearing Cone	Planters: ME, ME2, ME+, MEXP, & Pro-Series XP Drills: 730, 735, 737, 770, 775, 780, 785, 1790, 1820, 1830, 1835, 1840, 1870, 1890, 1895, 1990	John Deere
A-LM67048-I	Bearing	Planters: ME, ME2, ME+, MEXP, & Pro-Series XP Drills: 730, 735, 737, 770, 775, 780, 785, 1790, 1820, 1830, 1835, 1840, 1870, 1890, 1895, 1992	A&I Products
A-LM67048-P	Cone, Tapered Roller	Planters: ME, ME2, ME+, MEXP, & Pro-Series XP Drills: 730, 735, 737, 770, 775, 780, 785, 1790, 1820, 1830, 1835, 1840, 1870, 1890, 1895, 1991	A&I Products





### G5 Display

Do more with a bigger, faster, and clearer display<sup>1</sup>



### StarFire™ Receiver

Go tower free and get accuracy up to 2.5cm



### JDLink™ Modem

Stay connected to monitor your operation in real time



### John Deere Operations Center™

Seamlessly connect all your in-field data

<sup>1</sup> Compared to Generation 4 models.







JOHN DEERE

JOHN DEERE PRECISION AG

# HIGHER YIELDS? MORE PRODUCTIVITY? *PRECISELY.*

No matter what machines you have, precision ag technology helps you get more out of them, from precise seed placement to valuable input savings. And it starts with four foundation technologies. Together, they connect your machines, your field data – your entire farm – so you can find new efficiencies, improve yields, and increase profits.



---


Get precise at [JohnDeere.com/basics](https://www.johndeere.com/basics)

---



# CLEAR THE AIR

WITH **CARBON FILTER PLUS**



## OUR PREMIUM CARBON FILTER FEATURES:

- PARTICLE FILTER LAYER
- ACTIVATED CARBON LAYER
- BIOFUNCTIONAL LAYER

Available for new and late-model **tractors, combines, sprayers** and **other machines**, Carbon Filter Plus has three active layers to help keep out dust, dirt and other contaminants — and limits the growth of mold and bacteria on the filter.

**Contact us for more information.**



**Example:** 8235R Tractor needs two cab filters

One (1) TY27783 (*optional replacement for RE284091 fresh air filter*)

One (1) TY27784 (*optional replacement for RE291412 recirculating*)

NUMBER	DESCRIPTION
TY27783	Cab Fresh Air Filter
TY27784	Cabin Recirculation Filter



# Keep your competitive equipment and trucks rolling with one-stop shopping.



Whether red, blue, or another color, you can find maintenance products for your competitive equipment and trucks at your John Deere dealer. With Plus-50™ II engine oil, Cool-Gard™ II coolant and Fleetguard filters, we have high-quality products available to keep your machines running. Contact your dealer today!

## One Engine Oil For All.

It takes a special breed of oil to keep engines running in off-road conditions. That's because Plus-50™ II Oil is specially formulated to keep engines running smoothly and efficiently in extreme off-road conditions. Tractors, Semi trucks, UVs, and gasoline engine vehicles. Let John Deere Plus-50 II Oil be the one ENGINE oil for your farm. Talk to your dealer today.



**John Deere Plus-50™ II Oil.**  
[JohnDeere.com/Oil](http://JohnDeere.com/Oil)  
[JohnDeere.ca/Oil](http://JohnDeere.ca/Oil)

## Antifreeze/Coolant

Cool-Gard™ II High Performance Long-Life, Heavy-Duty Formula.

- Formulated for up to 6-years/6,000 hours\* in cooling systems of diesel and gas engines
- Supports advanced engine technology
- Protects against corrosion and deposits
- Extends water pump life and prevents liner cavitation
- High thermal and oxidation protection
- Ready-to-use 50/50 premix formula for freeze protection down to -34°F (-37°C)
- Contains bittering agent to help discourage accidental ingestion
- Less toxic (PG) propylene glycol available for use around animals



\*Rating applies when complete cooling system flush is performed prior to use.








# SHOP NOW. CHOP LATER.

Your machine runs the best when equipped with the best. So stick with Genuine John Deere Parts for you pull-type or self-propelled forage harvesters (5000, 6000, 7000, 8000 and 9000 Series models) and make sure to consider using Harvest Terms to match your cash flow needs.

- Kernel Processor Rolls
- Shearbars
- Cutterhead Knives
- Belts
- Rotary Head Parts
- Blower Paddles
- Spout Liners
- Transition Chutes
- Hay Pickup Parts
- Feed Roll Wear Strips



**HARVEST TERMS™**  
PARTS, SERVICE, INSPECTIONS

- Buy Now, Pay After Harvest 2025
- Interest Free Financing
- Improved Cash Flow & Savings<sup>2</sup>

 **JOHN DEERE FINANCIAL**  
**Multi-Use Account™**

Finance offers are available November 1, 2024 – May 31, 2025 and are subject to availability and approved credit on a Multi-Use Account™. Certain restrictions apply. HARVEST TERMS™ programs have no payment until November 1, 2024 – May 31, 2025 and are subject to Dealer participation. See your John Deere Dealer for details and options.

Contact us today to learn more.

# SPFH Windrow Pickup, Rotary Head Parts and Attachments

## Pickup Teeth



NUMBER	DESCRIPTION
<b>630A, 640A, 645A, 630B, 640B, 645B:</b>	
CC25176	Teeth
<b>639 Standard Pickup:</b>	
LCA105173	Teeth – Standard
<b>639, 649, 659 Premium Pickup:</b>	
LCA108554	Teeth – Premium

## Pickup Strippers



NUMBER	DESCRIPTION
<b>630A, 640A, 645A (-052096):</b>	
E65648	Stripper
<b>630A, 640A, 645A (052097-):</b>	
FH311772	Stripper
<b>630B, 640B, 645B:</b>	
FH311772	Stripper
<b>639, 649, 659:</b>	
LCA104898	Stripper

## Cam, Cam Arm, Cam Follower



NUMBER	DESCRIPTION
<b>630A, 640A, 645A:</b>	
CC44956	Cam LH
CC44955	Cam RH
AE46215	Cam Follower/Bearing
LCA126807	Cam Arm
LCA126808	Cam Arm
<b>630B, 640B, 645B:</b>	
CC44956	Cam LH
CC44955	Cam RH
AE46215	Cam Follower/Bearing
LCA126807	Cam Arm
LCA126808	Cam Arm
LCA116587	Cam Arm LH (106601-)
<b>639 Standard Pickup:</b>	
CC44956	Cam LH
CC44955	Cam RH
AFH204000	Cam Follower/Bearing
LCA116588	Cam Arm
<b>639, 649, 659 Premium Pickup:</b>	
FH316226	Cam LH
FH316225	Cam RH
LCA108964	Cam Arm w/Bearing
LCA108965	Cam Arm w/Bearing

## Scrapers



NUMBER	DESCRIPTION
LCA67156	Rotating Scraper, Left Side
LCA67157	Rotating Scraper, Right Side
LCA69805	Rotating Scraper
LCA69806	Rotating Scraper

## Knife



NUMBER	DESCRIPTION
LCA78232	Small Drum Knife
LCA78234	Small Drum Knife
LCA78236	Knife, Right Side
LCA78238	Knife, Right Side
LCA78239	Knife
LCA66035	Rotor Knife
LCA66036	Rotor Knife
LCA78233	Small Drum Knife
LCA78235	Small Drum Knife
LCA78237	Knife, Left Side
LCA78239	Knife, Left Side
LCA66037	Big Drum Knife
LCA66038	Big Drum Knife
LCA78237	Knife
LCA129955	Knife
LCA78236	Knife
LCA129954	Knife
LCA78238	Knife
LCA129956	Knife
LCA95959	Drum knife
LCA130175	Drum knife
LCA95958	Drum knife
LCA130176	Drum knife

## Scrapers



NUMBER	DESCRIPTION
LCA109994	Outer Knife Rotor Adapter Kit
LCA109995	Outer Knife Rotor Adapter Kit
LCA110017	Small Drum Knife Service Kit
LCA110018	Big Drum Knife Service Kit
LCA142205	Knife Rotor Blade Kit
LCA89941	Blade Kit
LCA142206	Blade Kit





# 7000 Series SPFH Parts and Attachments

# 7780

## Feeding Parts – 7000 Series

John Deere feed rolls, wear strips, and bolts are made from heavy-duty, induction hardened stainless steel, which helps to minimize potential downtime. They are also demagnetized to prevent them from false tripping the metal detection system.



NUMBER	DESCRIPTION
<b>7200, 7300, 7400, 7500, 7250, 7350, 7450, 7550, 7180, 7280, 7380, 7480, 7580</b>	

### Upper Front Feed Roll:

AZ103443	Feed Roll with Replaceable Wear Strips
HXE64649	Wear Strip – Corn
HXE64652	Wear Strip – Grass
Z81671	Shaft
JD10071	Needle Bearing
AZ62417	Needle Bearing
AL28870	Seal

### Upper Rear Feed Roll:

AZ71834	Feed Roll
HXE26048	Shaft
JD10458	Bearing

### Lower Feed Roll:

AZ101149	Feed Roll
HXE32390	Shaft (728 MM)
AZ51405	RH Bearing
AXE10405	LH Outside Bearing
JD9467	LH Inside Bearing

**7700, 7800, 7750, 7850, 7950, 7780, 7980**

### Upper Front Feed Roll:

AZ103444	Feed Roll with Replaceable Wear Strips (7700/7800)
AZ103444	Feed Roll with Replaceable Wear Strips (7750, 7850, 7950, 7780, 7980)

HXE64650	Wear Strip – Corn
HXE64653	Wear Strip – Grass
Z81672	Shaft
JD10071	Needle Bearing
AZ62417	Needle Bearing
AL28870	Seal

### Upper Rear Feed Roll:

AZ71837	Feed Roll
HXE26049	Shaft
JD10458	Bearing

### Lower Feed Roll:

AZ101150	Feed Roll
Z102377	Shaft (848mm)
AZ51405	RH Bearing
AXE10405	LH Outside Bearing
JD9467	LH Inside Bearing

## Cutting Parts – 7000 Series

NUMBER	DESCRIPTION
<b>7200, 7300, 7400, 7500, 7250, 7350, 7450, 7550, 7180, 7280, 7380, 7480, 7580</b>	

### Knives and Mounting Parts:

Z63136	Corn Knife
Z62075	Corn Knife, Angled, Right-Hand
Z62076	Corn Knife, Angled, Left-Hand
Z69500	Grass Knife
Z102741	Grass Knife, Dura Line™ Coated
Z69650	Knife Bolt
Z60535	Cover Plate
Z101528	Knife Bracket

### Shearbars/Stationary Knife:

AZ53906	Corn
AZ103112	Grass
AZ57685	All Crop, Heavy-Duty
AXE37631	All Crop, Dura Line Plus

**7700, 7800, 7750, 7850, 7950, 7780, 7980**

### Knives and Mounting Parts:

Z72500	Corn Knife
Z81123	Grass Knife
Z103040	Grass Knife, Dura Line™ Coated
Z69650	Knife Bolt
Z76801	Cover Plate
HXE121393	Thread Bar
Z101529	Knife Bracket

### Shearbars/Stationary Knife:

AZ64735	Corn
AZ103113	Grass
AZ64737	All Crop, Heavy-Duty
AXE37632	All Crop, Dura Line Plus

**7000, 7050, 7080 Series**

### Sharpening Stone:

AZ56626	Stone
---------	-------




Knives



Shearbar

Crop Flow Parts – 7000 Series



Spiral Band

NUMBER	DESCRIPTION
--------	-------------

7200, 7300, 7400, 7500, 7250, 7350, 7450, 7550, 7180, 7280, 7380, 7480, 7580

**Spiral Band:**

AXE40436 Standard

AXE40438 Dura Line™

**Grass Chute:**

AZ65662 Grass Chute, Bottom

Z78611 Stainless Steel Wear Liner

7700, 7800, 7750, 7850, 7950, 7780, 7980

**Spiral Band:**

AXE40437 Standard

AXE40439 Dura Line™

**Grass Chute:**

AZ65663 Grass Chute, Bottom

Z78792 Stainless Steel Wear Liner

Transition Chute Parts – 7000 Series



NUMBER	DESCRIPTION
--------	-------------

7200, 7300, 7400, 7500, 7250, 7350, 7450, 7550, 7180, 7280, 7380, 7480, 7580

AZ104287 Chute

AZ104286 Wear Plate Kit

7700, 7800, 7750, 7850, 7950, 7780, 7980

AXE25702 Chute

AZ104208 Front Wear Plate Kit

AZ104209 Rear Wear Plate Kit

Blower Parts – 7000 Series



Blower Band

NUMBER	TYPE	DESCRIPTION
--------	------	-------------

7200, 7300, 7400, 7500, 7250, 7350, 7450, 7550, 7180, 7280, 7380, 7480, 7580

HXE29868 Paddles Straight – Normal Conditions (10 used)

HXE34827 Paddles Serrated – Gummy Conditions (5 used)

HXE34828 Paddles Serrated – Gummy Conditions (5 used)

Z67028 Blower Band Standard

Z105384 Blower Band Dura Line™

7700, 7800, 7750, 7850, 7950, 7780, 7980

HXE29814 Paddles Straight – Normal Conditions (10 used)

HXE34825 Paddles Serrated – Gummy Conditions (5 used)

HXE34826 Paddles Serrated – Gummy Conditions (5 used)

Z73473 Blower Band Standard

Z105386 Blower Band Dura Line™

Spout Parts – 7000 Series



Wear Liner Bottom

Middle Flap

End Flap

NUMBER	TYPE	DESCRIPTION
--------	------	-------------

7000, 7050, 7080 Series

AZ104282 High-Arc Spout Spout without Wear Liners

AZ104285 High-Arc Spout Spout Extension – Standard

BZ100238 High-Arc Spout Spout Extension – 8-Row

BZ100239 High-Arc Spout Spout Extension – 10-Row

AZ103510 High-Arc Spout Wear Liner – Bottom (848mm)

AZ102629 High-Arc Spout Wear Liner – Bottom (Dura Line™)

AZ103381 High-Arc Spout Wear Liner – Middle (1,800mm)

AZ103382 High-Arc Spout Wear Liner – Middle (1,800mm) w/NIR

AZ101740 High-Arc Spout Wear Liner – Middle (2,000mm) w/NIR

AZ54609 High-Arc Spout Wear Liner – Top

AZ101238 Low-Arc Spout Spout – Bottom

AZ101239 Low-Arc Spout Spout – Middle

AZ101240 Low-Arc Spout Spout – Top

Z68680 Flaps Wear Liner – Bottom

Z105385 Flaps Wear Liner – Bottom (Dura Line™)

Z105390 Flaps Wear Liner – Bottom (Dura Line™) w/NIR

AZ54380 Flaps Middle Flap

AZ100715 Flaps Middle Flap (Dura Line™)

AZ53234 Flaps End Flap

AZ100714 Flaps End Flap (Dura Line™)



# 8000/9000-Series SPFH Parts and Attachments

## Feeding Parts – 8000/9000 Series

On both front feed rolls (upper and lower) each wear bar is reversible (straight or serrated edge) so you can adjust the aggressiveness of crop feeding.




NUMBER	TYPE	DESCRIPTION
<b>8100, 8200, 8300, 8400, 8500</b>		
AXE49885	Upper Front Feed Roll	Feed Roll
HXE93580	Upper Front Feed Roll	Steel Wear Strip
HXE87701	Upper Front Feed Roll	Plastic Strip
AXE77417	Lower Front Feed Roll	Feed Roll
HXE100098	Lower Front Feed Roll	Steel Wear Strip
AXE66457	Upper Front Feed Roll	Feed Roll (-516999)
AXE66457	Upper Front Feed Roll	Feed Roll (517000-)
AXE14074	Lower Front Feed Roll	Feed Roll
<b>8600, 8700, 8800, 9600, 9700, 9800, 9900</b>		
AXE96386	Upper Front Feed Roll	Feed Roll
HXE93575	Upper Front Feed Roll	Steel Wear Strip
HXE87459	Upper Front Feed Roll	Plastic Strip
AXE77419	Lower Front Feed Roll	Feed Roll
HXE100097	Lower Rear Feed Roll	Steel Wear Strip
AXE66456	Upper Front Feed Roll	Feed Roll (-516999)
AXE66456	Upper Front Feed Roll	Feed Roll (517000-)
AXE14946	Lower Rear Feed Roll	Feed Roll
<b>8000, 9000 Series</b>		
HXE87510	Feed Roll Wear Strips Hardware	Upper Strip Screw
Z74127	Feed Roll Wear Strips Hardware	Lower Strip Screw
Z74128	Feed Roll Wear Strips Hardware	Nut

## Cutting Parts – 8000/9000 Series



NUMBER	TYPE	DESCRIPTION
<b>8100, 8200, 8300, 8400, 8500</b>		
HXE185152	Knives and Mounting Parts	NEW Corn Knife
HXE185150	Knives and Mounting Parts	NEW Grass Knife
HXE143972	Knives and Mounting Parts	Knife Bolt
HXE142406	Shearbars / Stationary Knife	Corn
HXE142407	Shearbars / Stationary Knife	Grass
HXE172985	Shearbars / Stationary Knife	All Crop, Dura Line Plus
<b>8600, 8700, 8800, 9600, 9700, 9800, 9900</b>		
HXE185151	Knives and Mounting Parts	NEW Grass Knife
HXE185153	Knives and Mounting Parts	NEW Corn Knife
HXE143972	Knives and Mounting Parts	Knife Bolt
HXE188645	Knives and Mounting Parts	Knife Bracket
HXE142408	Shearbars / Stationary Knife	Corn Knife
HXE142409	Shearbars / Stationary Knife	Grass Knife
HXE169399	Shearbars / Stationary Knife	All Crop, Dura Line Plus
HXE171640	Shearbars / Stationary Knife	Corn, Dura Line
<b>8000, 9000 Series</b>		
AXE17437	Sharpening Stone	Stone

## Blower Parts – 8000/9000 Series



Blower Band

NUMBER	DESCRIPTION
HXE37067	Straight – Normal Conditions (10 used)
HXE34827	Serrated – Gummy Conditions (5 used)
HXE34828	Serrated – Gummy Conditions (5 used)
AXE41235	Standard
AXE42112	Dura Line™
HXE29814	Straight – Normal Conditions (10 used)
HXE34825	Serrated – Gummy Conditions (5 used)
HXE34826	Serrated – Gummy Conditions (5 used)
AXE35811	Standard
AXE42114	Dura Line™



Wear Liner Bottom

## Spout Parts – 8000/9000 Series



Middle Flap




End Flap

NUMBER	DESCRIPTION
<b>8000, 9000 Series</b>	
<b>High-Arc Spout:</b>	
BXE11033	Spout Extension – 10-Row
BXE11098	Spout Extension – 12-Row
HXE144911	Wear Liner – Bottom
HXE144912	Wear Liner – Bottom (Dura Line™)
AXE25517	Wear Liner – Middle
HXE39391	Wear Liner – Top
<b>Low-Arc Spout:</b>	
AXE75118	Spout – Bottom
AZ101239	Spout – Middle
AZ101240	Spout – Top
AXE48208	Wear Liner – Bottom
AXE49258	Wear Liner – Bottom (Dura Line™)
AXE45366	Wear Liner – Top
<b>Middle Spout:</b>	
AXE28058	Wear Liner
AXE29779	Wear Liner (Dura Line™)
<b>Flaps:</b>	
AXE52630	Middle Flap
AXE55603	Middle Flap (Dura Line™)
AXE68374	End Flap
AXE68375	End Flap (Dura Line™)




# Kernel Processor Rolls

The John Deere kernel processor is induction-hardened rather than flame-hardened, like many competitors' rolls. What does that mean to you? Hardening is much more consistent, resulting in a longer life and fewer repair costs. The hardening zones of a John Deere roll are shown in the illustration to the right.



Type	Standard	Saw Tooth Standard	Saw Tooth Chrome	Saw Tooth Whole Crop	Triangle Milo
Application	Standard Corn condition	Corn – provides higher aggressiveness	Corn – provides increased lifetime due to the hard chroming	All whole crop application	Alkalage and Milo
Gap Recommendation	2.5–3mm	2.5–3mm	2.5–3mm	0.5–1mm	0.5–1mm
Different Speed	21%	21%	21%	32%	32%

## Kernel Processor Rolls



NUMBER	DESCRIPTION	APPLICATION
<b>Standard Triangle:</b>		
AZ101800	2 Needed	7200–7500, 7250–7550, 7180–7580
AZ102602	2 Needed	7700–7800, 7750–7950, 7780–7980
AXE43638	2 Needed	8100, 8200, 8300, 8400, 8500
AXE43491	2 Needed	8600, 8700, 8800
<b>Saw Tooth Standard:</b>		
AZ101800	2 Needed	7200–7500, 7250–7550, 7180–7580
AZ102602	2 Needed	7700–7800, 7750–7950, 7780–7980
AXE43571	Front Roll	8100, 8200, 8300, 8400, 8500
AXE43572	Rear Roll	8100, 8200, 8300, 8400, 8500
AXE43163	Front Roll	8600, 8700, 8800
AXE43182	Rear Roll	8600, 8700, 8800
<b>Saw Tooth Chrome:</b>		
AZ101376	2 Needed	7200–7500, 7250–7550, 7180–7580
AZ101377	2 Needed	7700–7800, 7750–7950, 7780–7980
AXE43640	Rear Roll	8100, 8200, 8300, 8400, 8500
AXE43492	Front Roll	8600, 8700, 8800
AXE43493	Rear Roll	8600, 8700, 8800
<b>32% Saw Tooth Chrome (Rear Roll Reversed):</b>		
AXE43492	2 Needed	8600, 8700, 8800
<b>Saw Tooth Whole Crop:</b>		
AZ102633	2 Needed	7200–7500, 7250–7550, 7180–7580
AXE43641	Front Roll	8100, 8200, 8300, 8400, 8500
AXE43642	Rear Roll	8100, 8200, 8300, 8400, 8500
AXE43494	Front Roll	8600, 8700, 8800
AXE43495	Rear Roll	8600, 8700, 8800
<b>Triangle Milo / Sorghum:</b>		
AZ54513	2 Needed	7200–7500, 7250–7550, 7180–7580
AXE43643	2 Needed	8100, 8200, 8300, 8400, 8500
AXE43496	2 Needed	8600, 8700, 8800



## Rear View Mirror

John Deere offers the electric adjustable mirror AZ100258.

### Features and benefits

- Mirror glass is replaceable
- Meets strict safety regulations for road transport
- Mirror is heated



NUMBER	DESCRIPTION
AZ100258	Rear View Mirror*
AZ65395	Rear View Mirror Glass**
	* Existing wiring on 7000 Series SPFHs must be changed according to installation instructions included with the mirror.
	** Not interchangeable with mirror glass in subbed AZ47909 mirror.



## LED Work Light for 7000 Series

The LED work light boasts impressive output of 2130 effective lumens – doubling the light output of previous lights. This versatile light mounts onto the fender, under the cab roof, or as a pedestal light as well. LED technology mimics natural sunlight resulting in less eye strain and keeping you working longer when the need arises.

NUMBER	DESCRIPTION
RE575338	LED Flood Work Lamp



# MADE FOR IT.\*

NOT ALL OILS ARE CREATED EQUAL



JOHN DEERE

\* Exceptional protection, heavy-duty performance, full-fleet solutions, maximizing value, fighting friction, powering through, the back 40... and everything in front of it.



John Deere Plus-50™ II and Torq-Gard™ II engine oils are made to perform through it, no matter what "it" may be.




ORDER ONLINE AT  
[JOHNDEERE.COM/OILS](http://JOHNDEERE.COM/OILS)



JOHN DEERE

**STRONGBOX**  
ORIGINAL EQUIPMENT

 Return to John Deere dealer for recycling credit.

## StrongBox Original Equipment Batteries – Tested to the Extreme, To handle the Extreme

In the field, the right battery can make a big difference—and the right battery for your John Deere equipment is StrongBox™. It's the best battery you can use in your machinery because it's developed and tested right alongside John Deere equipment. Our engineers test StrongBox™ Original Equipment batteries with the following benefits to give you a better battery:

- Increased power for quick starts in extreme cold
- High cranking amps, faster charges, and efficient design for lowering electrical resistance
- Epoxy-anchored plates that are four times stronger than traditional plates to reduce vibration damage—the leading cause of failure in commercial batteries

Don't risk it with standard batteries. Keep it in the field longer with batteries built for the rugged conditions you face. Power up with StrongBox™.



## Booster Cables

John Deere offers 2-gauge and 4-gauge Booster Cables in a variety of service options: extra heavy-duty professional, commercial, heavy-duty professional, and heavy-duty commercial.



NUMBER	DESCRIPTION
<b>2-Gauge and 4-Gauge 100% Copper Conduits:</b>	
TY26217	Booster Cable, Extra Heavy-duty, 20-ft., 2-Gauge
TY26215	Booster Cable, Commercial Service, 16-ft., 4-Gauge
TY26216	Booster Cable, Commercial Service, 20-ft., 4-Gauge

## Battery Cleaner and Terminal Corrosion Preventative

NUMBER	DESCRIPTION
TY25767	Battery Cleaner (15-oz.)
TY25766	Terminal Corrosion Preventative (10-oz.)



## Automatic Battery Chargers

NUMBER	DESCRIPTION
TY27732	200-amp 12V and 125-amp 6V Engine Start Benchtop Charger
TY27733	50-amp 12V Engine Start Benchtop Charger



TY27732



TY27733

# Battery Accessories

Make John Deere your one-stop shop for battery accessories. Our wide selection of battery accessories includes terminals, terminal brushes, bolts, corrosion preventative, and terminal cleaner—everything you need! See us today for the complete Battery Accessories lineup.



## StrongBox™ Truck/SUV

StrongBox™ Truck/SUV batteries are available in a variety of sizes and will fit most automotive models. See your local dealer to find the battery that fits your vehicle needs.

NUMBER	BCI	CCA	WARRANTY*
<b>Ford</b>			
TY24932B	65	850	30
<b>Chevy/GMC</b>			
TY27473B	48	730	30
TY24937B	78DT	800	30
<b>Dodge Ram</b>			
TY24937B	78DT	800	30
TY27804B	94R/H7	790	30
<b>Toyota/Nissan</b>			
TY24394B	24F	710	30
TY27799B	27F	700	30

\*Warranty free replacement months.

[See us for pricing.](#)

## New StrongBox™ AGM Batteries

We're excited to introduce new StrongBox™ AGM (absorbed glass mat) batteries.

### Key features and benefits of AGM batteries:

- Offer greater vibration resistance, longer battery life, and therefore increased uptime
- Offer greater power which is beneficial in extremely cold temperatures as the design is more efficient
- Are completely sealed, which means maintenance-free operations with little to no gassing (no need to add water)
- Have a longer shelf life due to a lower self-discharge rate



NUMBER	BCI	CCA	WARRANTY*
TY27863B	31	925	36
TY27877B	H9/L6	950	36
TY27880B	31T	925	36

\*Warranty free replacement months.

[See us for pricing.](#)



ONE  
ENGINE  
OIL

ON THE FARM.  
IN THE FIELD.  
ON THE HIGHWAY.



JOHN DEERE



## ONE ENGINE OIL FOR ALL.

Not everybody realizes it, but it takes a special breed of oil to keep engines running in off-road conditions. In fact, it takes John Deere Plus-50™ II Engine Oil. That's because Plus-50 II is specially formulated to keep engines running efficiently and to protect them in extreme off-road conditions. Tractors. UVs. Trucks. You name it. Off the road? No problem. On the highway? You betcha. Let John Deere Plus-50 II Engine Oil be the one oil on your farm. **Contact your dealer today.**

**JOHN DEERE PLUS-50™ II OIL.  
KEEP RUNNING.**



Use only as directed. Please read safety and warning information. John Deere, the leaping deer symbol and John Deere's green and yellow trade dress are the trademarks of Deere and Company.



## Plus-50™ II Premium Synthetic Engine Oil: SAE 0W-40 & SAE 5W-40



Plus-50 II Premium Engine Oil offers two synthetic engine oil options to provide support on every farm, for every season. Our SAE 0W-40 option is a full synthetic PAO (Poly Alpha Olefin) based oil. Performing at a premium level in all climates, Plus-50 II SAE 0W-40 is specifically developed for those operating in extremely cold conditions.

Our newer Plus-50 II SAE 5W-40 option is an all-season full synthetic engine oil that provides excellent performance for customers who operate in extremely cold or hot conditions and want to maximize engine life performance in modern engines. SAE 5W-40 is also backwards compatible with our legacy machines as well.

### Available For Order

0W-40: 1-qt. (946ml) | 1-gal. (3.78L) | 5-gal. (18.9L) | 55-gal. (208L) | 275-gal. (1040L) Tote  
 5W-40: 1-gal. (3.78L) | 5-gal. (18.9L) | 55-gal. (208L)

Please consult with your dealer or visit [shop.deere.com](http://shop.deere.com) for part numbers and pricing information.

## Plus-50™ II 10W-30 & SAE 15W-40



Plus-50 II 10W-30 and SAE 15W-40 are made made with a unique additive system that offers premium protection from deposits and wear. Exceeding API service classification CK-4/SN and high level performance under John Deere's Severe Off-Road Dyno test, this level of engine oil is excellent for diesel engines.

### Available For Order

10W-30: 1-qt. (946ml) | 1-gal. (3.78L) | 5-gal. (18.9L) | 55-gal. (208L) | 275-gal. (1040L) Tote  
 15W-40: 1-qt. (946ml) | 1-gal. (3.78L) | 2.5-gal. (9.46L) | 5-gal. (18.9L) | 30-gal. (113.6L) | 55-gal. (208L)

Please consult with your dealer or visit [shop.deere.com](http://shop.deere.com) for part numbers and pricing information.

### Plus-50™ II Features & Benefits:

- Full fleet solution
- Compatible with both current, legacy and competitive machines
- Proven high-level performance in low-emission IT4 and FT4 engines
- Tested and developed for severe off-road applications
- Formula specifically created to stop engine wear, corrosion, sludge, soot, varnish and oxidation
- Drain interval extension up to 500 hours in a John Deere engine, using a John Deere filter.

## Break-In™ Plus Engine Oil



Break-In Plus is a special purpose engine oil developed for use in rebuilt/remanufactured and new John Deere engines during the initial break-in period/oil service interval. During the initial operation of a new or rebuilt engine using Break-In Plus, change the oil and filter between a minimum of 100 hours and a maximum of up to 500 hours. Check your operator manual for the maximum interval recommendation.

### Product Features & Benefits vs Standard Break-In Oil:

- Meets oil requirements for Final Tier 4 (FT4) and interim Tier 4 (IT4) engines
- Supports all legacy engines
- Maximum drain interval up to 500 hours

NUMBER	DESCRIPTION	SIZE
TY26661	SAE 10W-30	1-gal. (3.78L)
TY26663	SAE 10W-30	5-gal. (18.9L)

Please consult with your dealer or visit [shop.deere.com](http://shop.deere.com) for pricing information.



## Bulk Oil. A New Opportunity

Is handling and storing your packaged oil a hassle? Are partially filled packages and boxes consuming your storage space?

If the answer is yes, it's time to consider bulk oil. With Plus-50™ II, Hy-Gard™ – or any other bulk premium John Deere lubricant available – you have the opportunity to nearly eliminate the headache of disorganized packaged products in your shop. Plus, you'll have more product inventory control, eliminate unnecessary waste and you'll reduce the risk of product contamination.

**Make the Leap!**

**Contact your local dealer today about bulk oil availability.**



## Torq-Gard™ II

Torq-Gard™ II engine oil provides up to 250 hours of performance and protection for diesel engines. It can be used in both on-road and off-road applications. This oil meets API service category CK-4 and is backwards compatible to meet previous categories as well. Torq-Gard™ II is formulated to provide excellent wear, oxidation, and deposit characteristics. Whether your machine is old or new, Torq-Gard™ II is for you!

### Available For Order

5W-30: 1-qt. (946ml) | 5-gal. (18.9L)

10W-30: 5-gal. (18.9L) | 55-gal. (208L)

15W-40: 1-qt. (946ml) | 1-gal. (3.78L) | 5-gal. (18.9L) | 55-gal. (208L) | 275-gal. (1041L)

Please consult with your dealer or visit [shop.deere.com](http://shop.deere.com) for part numbers and pricing information.



## Turf-Gard™

Turf-Gard motor oil is recommended for all 4-cycle gasoline engines in lawn and garden tractors, riding mowers, generators, and other outdoor power equipment. Turf-Gard keeps engines clean and provides superior engine wear protection and fuel efficiency.

NUMBER	DESCRIPTION	SIZE
TY25121	5W-30	1-qt. (0.946L)
TY22029	10W-30	1-qt. (0.946L)
TY22076	10W-30	2.5-gal. (9.46L)
TY22075	10W-30	55-gal. (208L)

Please consult with your dealer or visit [shop.deere.com](http://shop.deere.com) for pricing information.



## Transmission and Hydraulic Oil



Hy-Gard™ oils are specifically developed to meet the exact requirements of transmissions, wet clutches, wet brakes, and hydraulic systems. Oils not meeting these exact specifications can compromise machine or component life.

Hy-Gard performance is tested in both lab and field. High-level performance meets high-standard approvals by John Deere engineers, allowing Hy-Gard to meet the increase in demand for performance and protection of transmission and hydraulic systems.

### Available For Order

Hy-Gard: 1-gal. (3.78L) | 2.5-gal. (9.46L) | 5-gal. (18.9L) | 30-gal. (113.6L) | 55-gal. (208L) | 275-gal. (1041L) Tote  
 Low-Viscosity Hy-Gard: 1-qt. (946mL) | 1-gal. (3.78L) | 2.5-gal. (9.46L) | 5-gal. (18.9L) | 55-gal. (208L) | 275-gal. (1041L) Tote  
 Bio Hy-Gard II: 5-gal. (18.9L) | 55-gal. (208L)

Please consult with your dealer or visit [shop.deere.com](http://shop.deere.com) for part numbers and pricing information.

### Product Features & Benefits

#### Hy-Gard:

Recommended for equipment with common system reservoirs or separate transmission hydraulic systems  
 Exceeds JDM J20C specifications

#### Low-Viscosity Hy-Gard:

Hy-Gard oil alternative in cold weather. Exceeds JDM J20C specifications

#### Bio Hy-Gard II:

Canola-based oil & 94% biodegradable. Use in place of mineral-based hydraulic oils.

## Antifreeze/Coolant

Cool-Gard™ II High Performance Long-life, Heavy-duty Formula.

### Product Features & Benefits

- Formulated for up to 6-years/6,000-hours\* life in cooling systems of diesel and gas engines
- Supports advanced engine technology
- Protects against corrosion and deposits
- Extends water pump life and prevents liner cavitation
- High thermal and oxidation protection
- Ready-to-use 50/50 premix formula for freeze protection down to -34°F (-37°C)
- Contains bittering agent to help discourage accidental ingestion
- Less toxic (PG) propylene glycol available for use around animals



NUMBER	DESCRIPTION	SIZE
<b>Cool-Gard II:</b>		
TY26573	Concentrate	1-gal. (3.78L)
TY26574	Concentrate	55-gal. (208L)
TY26575	Pre-mixed	1-gal. (3.78L)
TY26576	Pre-mixed	2 1/2-gal. (9.46L)
TY26577	Pre-mixed	55-gal. (208L)
TY26578	Pre-mixed	330-gal. Tote (1249L)
TY26968	PG, Pre-mixed	1-gal. (3.78L)
TY26969	PG, Pre-mixed	55-gal. (208L)
TY26970	PG, Pre-mixed	330-gal. Tote (1249L)

\*Rating applies when complete cooling system flush is performed prior to use.

Please consult with your dealer or visit [shop.deere.com](http://shop.deere.com) for pricing information.



## Grease

John Deere grease is precisely formulated to meet the demanding lubrication needs for tough off-road and on-road conditions. Choosing the right high-quality John Deere grease could show you cost savings, longer equipment life, reduced down time, and lower equipment operational cost.

### **BEST CHOICE: Multi-Purpose Severe-Duty (SD) Polyurea Grease and Extreme-Duty (ED) Synthetic Grease.**

John Deere's best multi-purpose grease is ideal for use in high-temperature and extreme pressure applications. Best if used for U-joints, wheel bearings, and other grease points requiring severe-duty applications.



NUMBER	DESCRIPTION	SIZE
<b>Multi-Purpose Grease:</b>		
TY6341	Severe-Duty Polyurea Grease	14-oz. (397 g) cartridge
TY25744	Extreme-Duty Synthetic Grease	14-oz. (397 g) cartridge
TY24416	Heavy-Duty Lithium Complex Grease	14-oz. (397 g) cartridge
PT507	Multi-Purpose Lithium Grease	14-oz. (397 g) cartridge
<b>Specialty-Purpose Grease:</b>		
TY24425	Heavy-Duty Water-Resistant Grease	14-oz. (397 g) cartridge
AN102562	Corn Head Grease	14-oz. (397 g) cartridge
TY6333	Heavy-Duty Lithium Complex 3% Moly Grease	14-oz. (397 g) cartridge
TY27373	Calcium Sulfonate Grease with 5% Moly	15-oz. (425 g) cartridge

Please consult with your dealer or visit [shop.deere.com](http://shop.deere.com) for pricing and additional package sizes.

## DEF – Product Supporting Equipment

With John Deere Diesel Exhaust Fluid, you can be confident you're getting a high-quality product that will provide unsurpassed performance while protecting your equipment investment. Simplify your operation by making John Deere your one source for quality fluids.

Portable dispensing units (PDUs) are available in a variety of sizes, perfect for any application. Additionally, the pump kits deliver 7–10 gallons per minute and have an industry-leading five-year warranty.

NUMBER	DESCRIPTION	SIZE
<b>Diesel Exhaust Fluid:</b>		
SWDEF025	John Deere Diesel Exhaust Fluid	2.5-gal. (9.46L)
SWDEF055	John Deere Diesel Exhaust Fluid	55-gal. (208L)
SWDEF275	John Deere Diesel Exhaust Fluid	275-gal. (1,041L)
SWDEF330	John Deere Diesel Exhaust Fluid	330-gal. (1,249L)
<b>DEF Supporting Equipment:</b>		
SW12VDEFP	12V Pump Kit w/ Poly Manual Nozzle	
SW110VDEFP	110V Pump Kit w/ Poly Manual Nozzle	
SW12VDEFSS	12V Pump Kit w/ Stainless Steel Auto Nozzle	
SW110VDEFSS	110V Pump Kit w/ Stainless Steel Auto Nozzle	
SWDEFPDU65PS	DEF Poly PDU w/ Metal Lid	65-gal. (246L)
SWDEFPDU65M	DEF Metal Box w/ Poly PDU	65-gal. (246L)

Please consult with your dealer or visit [shop.deere.com](http://shop.deere.com) for pricing information. Visit [www.jddef.com](http://www.jddef.com) to view a complete line of our DEF supporting equipment.



Actual product may be different from the image shown

## Have you experienced power loss, hard starting, injector sticking, or rough idling?

It may be poor fuel quality! PREVENT fuel related down time or ADDRESS current fuel issues.

### For Prevention of fuel related issues use these products all year round:



**Tech Tip:** Fuel Protect Conditioners are the tool you can use all season, by preventing fuel system erosion caused by poor fuel quality. Fuel Protect Conditioner is your "uptime tool"!

#### Diesel Fuel Conditioner

Fuel-Protect Conditioners help you keep going all season by preventing fuel system erosion caused by poor fuel quality. With Fuel-Protect, you'll notice smoother starting and less exhaust smoke.

NUMBER	DESCRIPTION	SIZE
TY27785	Fuel Conditioner	32-oz.
TY27723	Fuel Conditioner	1-gal.
TY27724	Fuel Conditioner	5-gal.
TY27786	Cold Weather Diesel Fuel Conditioner	32-oz.
TY27726	Cold Weather Diesel Fuel Conditioner	1-gal.
TY27727	Cold Weather Diesel Fuel Conditioner	5-gal.

Please consult with your dealer or visit [shop.deere.com](http://shop.deere.com) for pricing information.

### To address fuel related issues you may be currently experiencing use these products:



#### Fuel Protect Keep Clean Fuel System Cleaner

**Keep Clean:** Specifically formulated for high pressure diesel fuel systems. Prevents and limits formation of deposits that cause injector sticking, misfire, rough idling, power loss or hard starting conditions.

**Microbicide:** Antimicrobial fuel preservation additive recommended for control of bacteria and fungi in fuel systems.

NUMBER	DESCRIPTION	SIZE
TY27837	Keep Clean	946 ml (32-oz.)
TY27838	Keep Clean	3.78 L (1-gal.)
TY27839	Keep Clean	18.9 L (5-gal.)
TY26830	Keep Clean	208 L (55-gal.)
PM701014US	FQS 1.5 Microbicide	946 ml (32-oz.) / Pkg. qty. 4

Please consult with your dealer or visit [shop.deere.com](http://shop.deere.com) for pricing information.

#### GL-5 and Synthetic GL-5 Gear Lube

GL-5 and Synthetic GL-5 lubricant is designed for severe on- and off-highway applications. Its superior thermal stability and oxidation resistance keeps gears and seals clean, while its thermal durability protects gears from physical damage by preventing heat-induced failure of anti-wear chemistry.



NUMBER	DESCRIPTION	SIZE
<b>Synthetic GL-5 Gear Lube:</b>		
TY26372	80W-140	1-qt. (0.946L)
TY26373	80W-140	5-gal. (18.9L)
TY26374	80W-140	16-gal. (60.6L)
TY26375	75W-90	1-qt. (0.946L)
TY26376	75W-90	5-gal. (18.9L)
TY26377	75W-90	16-gal. (60.6L)

<b>GL-5 Gear Lube:</b>		
TY6296	80W-90	1-qt. (0.946L)
TY26815	80W-90	1-gal. (3.78L)
TY26816	80W-90	5-gal. (18.9L)
TY26817	80W-90	30-gal. (113.6L)
TY6345	85W-140	1-qt. (0.946L)
TY26812	85W-140	1-gal. (3.78L)
TY26813	85W-140	5-gal. (18.9L)

<b>Synthetic Gear Lubricant for Combine Feederhouse Drives:</b>		
TY26408	HD460	1-qt. (0.946L)

Please consult with your dealer or visit [shop.deere.com](http://shop.deere.com) for pricing information.



# OWN THE CHOICE

KNOW YOU CHOSE THE RIGHT PLACE.

Take your pick. You'll hear that often when seeking parts from John Deere. With more than one choice frequently available for tractors, combines, and other equipment, you get to choose the right part at the right price. Exercise choice at your local dealer.



**PARTS AVAILABLE  
IN STORE OR ONLINE.**



**JOHN DEERE**

[Shop.Deere.com](https://Shop.Deere.com)





# Avoid those oh no moments with a Combine Inspection

What's worse than a combine malfunction during harvest season? Not much. That's why you should schedule a comprehensive combine inspection sooner than later.

As diagnostic experts, our experienced technicians can remedy potential problem areas on your combine before you trek out to the field. From cab and control system to engine and feederhouse area, you can be confident that your combine will be in tip-top condition after a multi-point inspection.

**Schedule your combine inspection with us today.**

## OUR INSPECTIONS INCLUDE "THE WORKS"

Key components of the 180-point inspection include:

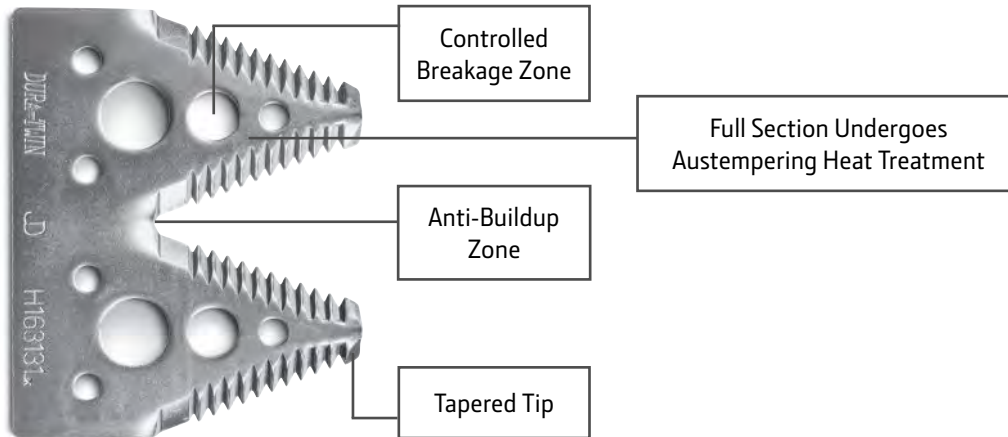
- Control System
- Feederhouse Area
- Feed Accelerator (fast)
- Combine (left/right sides)
- Engine Compartment
- Grain Tank Section
- Cab
- Safety
- Grain Handling & Residue Management

*FEEL CONFIDENT. SEE VALUE. OWN CHOICE.*



# Platform Parts

## Innovative Engineering



John Deere sickle sections are engineered for maximum performance.


- The tapered tip and consistent serrations maintain sharpness
- The anti-buildup zone reduces clogging and increases capacity
- The innovative breakage zone allows the section to break, rather than bend, without damaging guards—all while reducing overall cutterbar weight
- Austempering heat treatment gives the entire section strength and balanced wear

## Sections

**Fine-Tooth Sections** – Recommended for small grains.

**Coarse-Tooth Sections** – Recommended for green-stemmed crops like soybeans.

**No-Till Sections** – Recommended in no-till conditions to prevent corn stalks from pinching.



NUMBER	DESCRIPTION	TYPE
<b>900, 900F, 900R Series – 3" Cutting Systems</b>		
H207929	Dura-Lite Fine-Tooth	John Deere
H207930	Dura-Lite Coarse-Tooth	John Deere
<b>600/700 Series – 4" Cutting Systems, Dura-Twin Sections</b>		
H153329	Fine-Tooth	John Deere
A-H153329	Fine-Tooth	A&I Products
H163131	Coarse-Tooth	John Deere
A-H163131	Coarse-Tooth	A&I Products
<b>600/700 Series – 4" Cutting Systems, No-Till sections, Short/Long</b>		
H215025	Fine-Tooth	John Deere
H215064	Coarse-Tooth	John Deere
A-H215064	Coarse-Tooth	A&I Products



## Don't discount your guards

Only replacing your knives is like sharpening one side of your scissors. A dull edge on your guards can sacrifice cut quality and potentially force you to run slower...costing acres per hour.

John Deere offers green, high-wear guards that come standard from the factory. These guards go through an added boronization process that gives them twice the wear life compared with the standard black guards. If your conditions don't require that added wear life, the standard, black guards are case hardened all the way around. This provides a longer wear life compared to some aftermarket guards that are only induction hardened at the corners of the cutting edge.


Make sure you're using the right cutting system for your primary crop.

- Long-point guards and fine tooth sections – small grains
- Blunt-point guards and coarse-tooth sections – soybeans
- No-till sections and guards – to help prevent corn stalks from hairpinning

Visit [JohnDeere.com/CombineParts](http://JohnDeere.com/CombineParts) to learn more.



Scan for more information



## Guards

NUMBER	DESCRIPTION	TYPE
<b>900-, 900F-, 900R-Series</b>		
H145791	Green, Standard Heat Treated	John Deere
H153719	Silver, Double Heat Treated	John Deere
<b>600-Series – Long Point (Small Grains)</b>		
H213508	Black, Standard (Short-Long-Short)	John Deere
H213405	Black, Standard (Long-Short-Long)	John Deere
H229540	Green, High Wear (Short-Long-Short)	John Deere
A-H229540	High Wear (Short-Long-Short)	A&I Products
H229539	Green, High Wear (Long-Short-Long)	John Deere
A-H229539	High Wear (Long-Short-Long)	A&I Products
<b>600-Series – Blunt Point (Coarse Grains)</b>		
H213507	Black, Standard (Short-Long-Short)	John Deere
H213398	Black, Standard (Long-Short-Long)	John Deere
H229538	Green, High Wear (Short-Long-Short)	John Deere
A-H229538	High Wear (Short-Long-Short)	A&I Products
H229537	Green, High Wear (Long-Short-Long)	John Deere
A-H229537	High Wear (Long-Short-Long)	A&I Products
<b>600-Series – No-Till Blunt Point (Coarse Grains)</b>		
H218701	Green, High Wear (Short-Long-Short)	John Deere
H218702	Green, High Wear (Long-Short-Long)	John Deere



# SUPER SAVER



Lose less profit to the land with a **Grain Saver Belt Aftermarket Upgrade** from John Deere. Unlike standard draper belts, grain saver belts feature a *unique crosshair design* that traps free grain and gets it into your tank. As a result, more grain ends up where it belongs to make your operation more profitable.

Grain saver belts are available for John Deere **600FD-Series draper heads and up**. (See page 78 for ordering details.)

**Upgrade your combine's performance today.**





# Draper Head Aftermarket Upgrades



## Grain Saver Belt



John Deere Grain Saver Belt's special crosshair design helps trap free grain before it can roll past the cutterbar onto the ground, helping you reduce harvest losses and increase revenue. Retrofit kits are available for MY12 600FD and up.



Scan for more information

PAGE NUMBER	DRAPER WIDTH	SERIES AND MODEL YEAR
AON10554	30-foot	630FD: MY12–15*
AON10562	30-foot	630FD: MY16–18*
AXE88885	30-foot	700FD/RDF-Series*1
AON10555	35-foot	635FD: MY12–15*
AON10563	35-foot	635FD: MY16–18*
AXE88883	35-foot	700FD/RDF-Series*2
AON10556	40-foot	640FD: MY12–15*
AON10564	40-foot	640FD: MY16–18*
AXE88883 and AXE88884	40-foot	700FD/RDF-Series*3
AON10565	45-foot	645FD: MY16–18*
AXE88884	45-foot	700FD/RDF-Series *4

\*New Draper Rollers are required for 600FD-Series Retrofit. Contact dealer for full upgrade parts list needed.

\*1Must order 2 AXE88885 to complete set. \*2Must order 4 AXE88883 to complete set.

\*3Must order 2 AXE88883 and 2 AXE88884 to complete set. \*4Must order 4 AXE88884 to complete set.

## NEW Gauge Wheel Kit




Created for MY21+, HDR/HDF hinged drapers allows a conversion from non-gauge wheels to gauge wheels. Equipping the draper head with this conversion gauge wheel kit will produce consistent stubble height and cut height across the full header. Without leaving the cab, switch from off-ground to on-ground in 10 seconds, saving customers valuable harvest time.

NUMBER	DESCRIPTION
KXE10964*	Tire Kit, Non-Gauge Wheel to Gauge
AXE77160	LH – Tire & Wheel Assembly
AXE77161	RH – Tire & Wheel Assembly

\*Also order through service parts (2) each LH & RH Tire & Wheel Assembly kits per 1 Conversion Gauge Wheel Kit.

## NEW HDR/HDF High Wear Skid Shoes



The HDR/HDF High Wear Skid Shoes double the amount of material in key areas compared to standard for improved wear life. They are recommended for use in highly abrasive and/or rocky conditions.

NUMBER	DESCRIPTION
AXE95799	RH Outer Float Arm Skid Plate
AXE95797	LH Outer Float Arm Skid Plate
AXE95777	Wing Skid Plate
AXE95795	Center Skid Plate
AXE95796	Wing Pivot Skid Plate
HXE171356	Skid Plate



# Corn Head Parts

## Stalk Deflectors

The Stalk Stryker II, equipped with a 10" wide skid made of abrasion-resistant steel, is designed to tackle tough corn stalks with a heavy-duty torsion spring for consistent down pressure. Its compact design and internal spring limiter reduce trash buildup, and the direct bolt-on installation to OEM gearbox mounts ensures easier setup. Additionally, the John Deere-designed Stalk Deflectors behind each row help fracture corn stubble, minimizing the risk of damage to combine tires and tracks, offering lightweight integration directly into the frame for improved field performance. The poly plates can be attached to both products to extend wear life.



Scan for more information  
about Stalk Deflector  
Installation

NUMBER	DESCRIPTION	Type
BXE11362	Stalk Deflector <sup>1</sup>	John Deere
BXE11424	PolySkid Plate	John Deere
A-STR101	Stalk Stryker Shoe Assembly	A&I Products
A-SG2012	Stalk Stryker II Shoe Assembly	A&I Products
A-SG2PS	Poly Wear Plate, Gen 2, w/ Hardware	A&I Products

<sup>1</sup> For installing Stalk Deflector on 600/700 Series heads, also order 4 HXE156717 stud bolts per row.

## RowMax™ Stalk Rolls

Why trade when you can upgrade your cornhead with RowMax™! Our performance aftermarket upgrade extends the life of the row units on your John Deere 600C/FC or 700C/FC cornhead (MY12 or newer). Choose from opposed, intermeshing, or chopping stalk rolls today!



NUMBER	DESCRIPTION
HXE184546	LH Opposed Stalk Roll
HXE184547	RH Opposed Stalk Roll
HXE184548	LH Intermeshing Stalk Roll
HXE184549	RH Intermeshing Stalk Roll
HXE141569	LH Chopping Stalk Roll
HXE141570	RH Chopping Stalk Roll
KXE10487	RowMax™ Gathering Chain Kit <sup>2</sup>

<sup>2</sup> Also order KXE10528 metal guide kit to complete first time installation for RowMax™ Kit KXE10487.





COMPATIBLE WITH STS, S-SERIES, AND X-SERIES COMBINES

Kondex Revolution Concaves are available in three designs:

# Kondex<sup>®</sup> Revolution<sup>™</sup> Concaves

Kondex Revolution Concaves feature an award-winning design manufactured exclusively for John Deere combines. This innovative solution optimizes the threshing process in various crop conditions, like green stem and tough-threshing beans, tough-to-thresh pods, and high-moisture crops. Their half-width size makes them lighter and easier to install, and a highly wear-resistant tungsten carbide coating applied to each threshing bar stands up to harsh field conditions for long-lasting durability.

## *Kondex Revolution MaxThresh<sup>™</sup>:*

- Engineered to minimize white caps without the need for concave covers
- Designed to enhance threshing efficiency in challenging conditions like tough-threshing wheat
- Features flat grate segments with oval openings and raised/angled interrupter bars

## *Kondex Revolution MaxRound<sup>™</sup>:*

- Threshes well on tough crops like green-stem soybeans
- Designed to enhance capacity and optimize power consumption in certain crop conditions like high-moisture corn
- Features a round-bar, angled-grate combination

## *Kondex Revolution Small Slot:*


- Ideal for use on crops like durum and spring wheat
- Use interchangeably with MaxThresh Concaves on coarse grain crops like corn and soybeans
- Features narrow, evenly spaced slots that hold crops longer in tough threshing conditions

## POPULAR BUNDLES for STS/S-Series Combines

### *Small Grain Bundle*


Kondex Revolution 2pc MaxThresh Bundle  
(2) John Deere OEM Small Wire

Kondex is a registered trademark of Kondex Corporation.



### *Coarse Grain Bundle*

Kondex Revolution 2pc MaxRound Bundle  
(2) John Deere OEM Round Bar



## UPGRADE YOUR THRESHING TODAY!

Contact an authorized John Deere dealer for more information

Confidence. Value. Choice.





Kondex® Revolution™  
MaxRound™ Coarse Grain  
Bundle Shown  
(S-Series/STS)

## Kondex® Revolution™ Half-Width Concaves

These concaves give more versatility to match varying crop conditions, especially in tough threshing or high moisture crops. Plus they're lighter and easier to change and install. Available for X-Series, S-Series, and STS Combines.\*

NUMBER	DESCRIPTION
BXE11581	X-Series Small Grains 4-pc. Bundle
BXE11582	X-Series Coarse Grains 4-pc. Bundle
AXE90830	X-Series MaxThresh™ LH (Half-Width)
AXE90831	X-Series MaxThresh™ RH (Half-Width)
AXE90832	X-Series MaxRound™ LH/RH (Half-Width)
BXE11145	S-Series/STS Coarse Grain 2-pc. Bundle
BXE11144	S-Series/STS Small Grain 2-pc. Bundle
BXE11457	S-Series/STS Small Grain 6-pc. Bundle
BXE11458	S-Series/STS Coarse Grain 6-pc. Bundle
AXE91114	S-Series/STS MaxThresh™ Small Slot (Half-Width)
AXE76999	S-Series/STS MaxRound™ (Half-Width)
AXE77000	S-Series/STS MaxRound™ (Half-Width)
AXE76998	S-Series/STS Plate, Concave Front Lip

\*Not available for 9560 STS, 9570, or S550 Combines.

## John Deere Concaves

John Deere OEM Concave's reputation for reliability, optimal threshing and separation is long standing. They also allow for versatility in crops and fine-tuning performance via use of inserts, cover plates or combining with Kondex® Revolution™ concaves.



NUMBER	DESCRIPTION
BXE11376	X-Series Round Bar Extended Wear Concave Kit
BXE11578	X-Series Small Wire Extended Wear Concave Kit
BXE10387	S-Series Round Bar Extended Wear Concave Kit
BXE10388	S-Series Small Wire Extended Wear Concave Kit
BXE10391	Large Wire Extended Wear Concave Kit



## STS- and S-Series Concave Inserts

Concave inserts provide the additional threshing action required for harvesting small grains with the round bar concaves. Concave inserts are easy to install and remove as you switch between crops.

NUMBER	DESCRIPTION	TYPE
<b>Concave Inserts (9560, 9570, S550):</b>		
BH84294	Set of 2	John Deere
<b>Concave Inserts (9650, 9750, 9660, 9760, 9860, 9670, 9770, 9870, S650, S660, S670, S680, S690):</b>		
BH84308	Set of 2	John Deere

## STS and S-Series Con- cave Cover Plates

The sectionalized concave covers help to provide additional threshing in the concave area when harvesting hard-to-thresh-type cereal crops. They can also help to reduce white caps and increase grain tank cleanliness.



NUMBER	DESCRIPTION
BH84534	Small Wire and Large Wire Covers
BH84535	Round Bar Covers

## Heavy Duty Separator Grates with Interrupters

HD Separator Grates are stiffer and more robust than the standard separator grates for increased performance in tough threshing crops like tough straw and green stemmed beans. HD Weld Separator grate is a welded separator grate while the standard separator grates are single-piece casted steel, and the new HD cast separator grate offers the same robust separator strength, but at a lower price point.

\*Must order all 3 part numbers for HD Cast, it comes in 3-pieces.

NUMBER	DESCRIPTION
AXE44522	HD Weld
HXE120796	NEW HD Cast*
HXE120795	NEW HD Cast*
HXE120794	NEW HD Cast*





# Combine Aftermarket Upgrades

## Combine Advisor

Combine Advisor utilizes advanced technology and data analytics to provide the operator with real-time recommendations to keep the machine running at its best to maximize productivity and profitability.



NUMBER	DESCRIPTION
BXE11609	MY2018–2019, S760 and S770*
BXE11610	MY2018–2019, S780 and S790*
BXE11607	MY2020–2021, S760 and S770*
BXE11608	MY2020–2021, S780 and S790*
BXE10948	Active Terrain Adjustment Kit Needs to be ordered if Combine <b>not</b> already equipped
HXE134118	Combine Advisor Software Must be ordered with each Combine Advisor Bundle

\*Active Terrain Adjustment Kit **BXE10948** needs to be ordered if combine **not** already equipped.

## Heated Floor Mat

The heated floor mat is the same material and color as the existing floor mat and lays over the top of it. The heated floor mat plugs into an auxiliary power strip. It conducts heat directly under the operator's feet from an internal heating element.



NUMBER	DESCRIPTION
BXE11223	Heated Floor Mat (S500-, S600-, S700-Series)

## Foot Pegs


Improve comfort while harvesting with this simple upgrade. Foot pegs can be installed on all S-Series Combines going back to MY12.



NUMBER	DESCRIPTION
KXE10454	S600/S700 Series
A-JDFR100	9000, 9010, 9050, 9060, 9070 Series and S600/S700 Series

## Grain Tank Mirror Kit

Add the Grain Tank Mirror Kit to any S-Series Combine to increase visibility of the grain tank.



NUMBER
KXE10458

## Headrests

Aftermarket headrests are available in **cloth** and **leather** options, and both can tilt forward and rearward. Compatible in 50, 60, 70, S600, S700 Combines as well as SPFH's and Sugar Harvesters.



NUMBER	DESCRIPTION
AXE96856	Leather Headrest (S700-Series)
AXE96857	Cloth Headrest (S700-Series)
AL210444	Guide Kit, Backrest Extension*

## In-Cab Tablet Mounts

Enjoy hands-free access and improved viewing of your tablet from the seat of your cab. These mounting brackets are adjustable, providing easy access without interfering with visibility or machine controls.



NUMBER	DESCRIPTION
BXE10479	Tablet Mount (MY12–17 S600-Series)
BXE10901	9–10 in. Tablet Mount (S700-Series)
BXE10864	11–12 in. Tablet Mount (S700-Series)

## LED Light Kits for S-Series Combines

LED lights provide enhanced visibility and output. Three kits are available to update S600- and S700-Series Combines.



NUMBER	DESCRIPTION	
BXE11505	Complete Machine LED Light Kit	John Deere
BXE11506	Cab Only LED Light Kit	John Deere
BXE11507	Machine Work LED Light Kit	John Deere
A-WL9000KT	LED Direct Fit light kit for John Deere Walker/CTS & Early STS Combines w/ Rectangular Lights	A&I Products
A-WL9460KT	LED Direct Fit light kit for John Deere 9000, 9010, 9050, & 9060 Series CTS & Early 50, 60, 70 Series STS Combines	A&I Products
A-WL9697KT	LED Direct Fit light kit for John Deere 60 Series CTS & Late 60, 70 Series STS Combines w/ Oval Cab Lights	A&I Products
A-WL9570KT	LED Direct Fit light kit for John Deere 60 Series CTS & Late 60, 70 Series STS Combines w/ Oval Cab Lights	A&I Products
A-WL5579KT	LED Direct Fit light kit for John Deere S600, S700, T, & W Series Combines w/ Large Oval Cab Lights	A&I Products



# Work Without Limits



## The New John Deere Gator™ XUV

From sunrise to sunset, you're always on the go. So, you need a utility vehicle that can keep up; a reliable one that won't let you down.

Introducing the new-and-improved Full-Size Gator™ XUV. With formidable features like a wider, more versatile cargo box with a class-leading<sup>1</sup> volume of 18.5 ft.<sup>3</sup>, GreenStar™ Ready technology for boundary mapping, AutoTrac™ Ready technology for spraying, a 12-volt SAE port for powering attachments, plus integrated Bluetooth™ and other cab upgrades.

It's a beast of a machine that's ready to take you and your work into new territory.

**Discover all the features of the new Full-Size Gator™ XUV at [JohnDeere.com/GatorXUV](http://JohnDeere.com/GatorXUV)**

\*Before operating or riding, always refer to the safety and operating information on the vehicle, and in the Operator's Manual.

<sup>1</sup>Class defined as full-size/heavy-duty crossover UTVs with a sub-100-inch wheelbase powered by a gas engine in the 750-900 cc engine range. Comparisons made by calculating volume using published cargo box dimensions.



 **JOHN DEERE**

**GET IN THE SEAT**



# JUST STOW AND GO



JOHN DEERE TOOL STORAGE

Have the right tools for the job at hand with **John Deere Tool Storage**. Now you can safely transport lots of landscaping and power equipment and reduce trips to the garage or shed. Featuring modular design for various tractor mounting configurations, load up items like:

*f* Shovels  
*f* Rakes

*f* Trimmers  
*f* Blowers

*f* Chain Saws

Tool Storage simply attaches to a ROPS, ballast box, or iMatch™ Quick-Hitch. And it doesn't interfere with tractor functionality. Wall mounting accessories are also available for storage.

Available in store or order online at [Shop.Deere.com](http://Shop.Deere.com).

NUMBER	DESCRIPTION
5WS812425	ROPS Rack
5WS812430	ROPS Rack (3D, 3E, 4M, 4R)
5WS812435	Universal Mount Kit
5WS812450	Long Tool Holder (Double)
5WS812455	Long Tool Holder (Quad)
5WS812460	Chainsaw Holder
5WS812466	Handheld Leaf Blower Holder
5WS812470	Chain Box
5WS812475	String Trimmer Holder
5WS812480	Mini Clamp Kit
5WS812485	Clamp Kit
5WS812490	Super Clamp Kit

BUY NOW







## Ballasting your Compact or Utility Tractors

When using a loader or rear implement, front and rear ballast provide a counterweight to maximize overall stability of the tractor. Proper Ballasting helps keep all four wheels on the ground to improve the tractor's performance. Proper rear ballast will maximize the life of the front wheel drive axle, as well as other drivetrain components. A 3-point hitch-mounted implement can also be used for rear ballast, but it must meet the specified weight requirement. A loader can serve as front ballast, but does limit your turning radius and clearances.



NUMBER	DESCRIPTION	APPLICATION
BXX10684	Ballast Box for Cat. 1 Hitch*	
BW15074	Ballast Box Extension for Cat. 1 Box	
BW15852	Large Ballast Box for Cat. 2/3 Hitch	
<b>Available Bushing Kits:</b>		
BW15056	iMatch™ Quick-Coupler Bushing Kit	
LP19969	iMatch™ Bushing Kit	
<b>Wheel Weights:</b>		
BM17972	50-lb. Cast Iron	1E, 1R
BM17968	48.5-lb. Cast Iron	3X20, 3E, 3R, 4X10, 4X20, 4M, 4R
BM17965	60-lb. Cast Iron	790, 2X20, 2R, 3D, 3E, 3R, 4X00, 4X10, 4M, 4R
UC13499	72-lb. Cast Iron	1E, 1R, 2305
R213907	95-lb. Cast Iron	5X03, 5X20, 5X25, 5D, 5E Limited, 5E, 5EL, 5M, 5ML, 5R
T19293	110-lb. Cast Iron	3X20, 3R, 4X10, 4X20, 4M, 4R, 5X03, 5X10, 5X20, 5D, 5E
SU57513	330-lb. Cast Iron	5E, 5G, 5M, 5ML, 5R
<b>Front Suitcase:</b>		
UC13263	Weight, 42-lb. Quik-Tatch	1E, 1R, 2X20, 2R, 3X20, 3D, 3E, 3R, 4X10, 4X20, 4M, 4R
LVU32113	Weight, 70-lb. Quik-Tatch	2032/38R, 3E, 3R, 4X10, 4X20, 4M, 4R
R127764	Weight, 95-lb.	4MHD, 5 Series and Larger

\*Compatible with the iMatch™ Quick Hitch (Must order necessary bushings kit).





# Maintenance made easy.

## Filter Paks for Compact Tractors

Keep your tractor running at its peak. Most kits contain an oil filter, air filter, fuel filter, and hydraulic filter.



Scan this code to view our Compact Tractor DIY Maintenance videos

NUMBER	APPLICATION
LVA21035	Filter Pak, 1023E (SN -117913) and 1026R Tractors
LVA21036	Filter Pak, 1025R (SN -153036), 2025R (SN HH100001–HH103920), w/ Engine Mount Air Filter
LVA21196	Filter Pak, 2210 Tractors
LVA21200	Filter Pak, 2305 Tractors
LVA21204	Filter Pak, 2320 and 2025R (SN -HH100000) Tractors
LVA21201	Filter Pak, 2520, 2720, and 2032R (SN GH100008-) Tractors
LVA21128	Filter Pak, 3032E and 3038E (SN -610,000) Tractors
TA26997	Filter Pak, 3032E and 3038E (SN 610,000-) Tractors Filter Pak, 3025E
TA25769	1023E* (SN 117914-), 1025R* (SN 153037-), 2025R* (SN 103921-), or Updated Models with Fan Shroud Mount Air Filters
TA25767	Filter Pak, 2032R (SN -GH100007) and 2038R Tractors
TA25768	Filter Pak, 3033R, 3039R, and 3046R Tractors
TA25765	Filter Pak, 4M and 4R Series Tractors
LVA21202	Filter Pak, 3120, 3320, 3520, 3720, 4005, and 4105 Tractors
LVA21192	Filter Pak, 4010 Tractors
LVA21197	Filter Pak, 4100 and 4110 Tractors
LVA21193	Filter Pak, 4115 Tractors
LVA21203	Filter Pak, 4120, 4320, 4520, and 4720 Tractors
LVA21198	Filter Pak, 4200, 4300, and 4400 Tractors
LVA21194	Filter Pak, 4210, 4310, and 4410 Tractors
LVA21199	Filter Pak, 4500, 4600, and 4700 Tractors
LVA21195	Filter Pak, 4510, 4610, and 4710 Tractors

\* Fits Hydrostatic Transmissions only, not for PowrReverser™ Transmissions.



## 5E 3-Cylinder Premium Air Ride Seat Upgrade

Now available for model year 2015 and newer 5E 3-Cylinder cab tractors, this premium air ride seat kit will refresh your cab appearance and provide you with air ride comfort.

Compatibility (bullet points)

- MY15 - MY22 5E 3-Cylinder Cab Tractor requires additional power harness.
- MY23+ 5E 3-Cylinder Standard Cab tractors are plug-and-play



NUMBER	DESCRIPTION
BSJ10344	5E 3-Cylinder Premium Air Ride Seat Kit
TA37027	Power Harness for MY15-22 5E 3-Cylinder Cab

## 5M Dual Rear Wheel Kit

Now offering dual rear wheels for MY23 and newer 5M tractors with a Rack & Pinion axle.

Compatibility (bullet points)

- Fits MY23+ 5095M, 5105M, 5120M, and 5130M
- Tractors must be equipped with a Rack & Pinion axle and cast wheels
- Tractor must have 480/70R34 R1 MITAS tires
- Hardware and (2x) hubs are required for installation
- See your local John Deere dealership for complete details

NUMBER	DESCRIPTION
BXX11165	5M Dual Rear Wheel Kit
BXX11249	5M Dual Rear Wheel Hardware
R193200	Hub for Dual Rear Wheels (2x required for installation)



## 5ML New Kits

Introducing all new attachments for the 5ML Series Tractor.

NUMBER	DESCRIPTION
<b>Canopy:</b>	
BXX10588	Limb Lifter
BXX10627	CAT 4 Filtration
BXX10697	Auxiliary Mounting Bracket
BXX10658	Rear Fender Extensions
BXX10931	5M Front Hitch
BXX10778	Push Bar
BXX10839	RH Door Latch
BXX10921	Backup Alarm Kit
BXX10701	Narrow Axle Front Fender 310MM
LVB24844	External Mirror Kit (Cab Only)
BSJ10240	Power Beyond Kit (PFC System)
BSJ10428	Hydraulic Case Drain Plumbing (PFC and OC)
BXX10855	Led Beacon Light – Cab






## Canopies for Compact and Utility Tractors

Protect yourself from extreme weather conditions throughout the year with a canopy from John Deere.



BXX10589 Canopy with BXX10591 Fan Kit



A-C7481G Universal Fit Metal Canopy

NUMBER	APPLICATION
<b>Canopy:</b>	
BXX10589	Small ShadePro™ Canopy Fits 1023E, 1025R, and 2025R Model Year 2017 (SN HH1000001-) and Newer Tractors
BXX10591	ShadePro™ Fan Kit For Use With ShadePro™ Canopy BXX10589
BXX10590	Large ShadePro™ Canopy Fits 2032R, 2038R, 3E, 3R, 4M, 4MHD, and 4R Model Year 2017 and Newer Tractors
LVB25334	Standard Canopy Fits 3E, 3R, 4M, 4R, 5D, 5E, 5M, 3320, 3520, 3720, 4105, 4320, 4520, 4720, 5003, 5020, and 5025
AR201256	Fits 6000-, 6010-, 6030-, 6015-, 6003-, 6005-, 7020-, and 7030-Series Open Station
RE270484	Deluxe Canopy fits 5D-, 5E-, 5M-, 5003-, 5025-, 5105-, 5205-, and 5020-Series Tractors
<b>Metal Canopy:</b>	
A-C2887G	42" x 52" for John Deere Compact Utility Tractors. Fits 1023E, 1025R, 1026R, 2025R, 2026R, 2032R, and 2038R
A-C7481G	47" x 58" Universal Fit Green Metal Canopy Kit (Hardware Included) – 18 degrees of angle fore or aft, powder-coated finish, and insulated to reduce noise/vibrations/heat transfer

Additional Mounting Hardware might be required. Ask us about the proper mounting hardware for your machine.

\*Each kit includes all necessary universal mounting brackets and hardware to accommodate Roll Over Protection Systems (ROPS) that are between 27"-40" wide. Also available in Red, Blue, or Orange. Ask us for details.

## NEW Frontier Trailer Mover

Introducing the new Frontier Trailer Mover, the latest product from Frontier. Now you can easily move bumper pull or gooseneck trailers up to 3,000-lbs.



NUMBER	DESCRIPTION
5TITE511329	Frontier Trailer Mover

## Quick Hitches

Quick Hitch couplers simplify the process of connecting to implements, adding convenience and saving you time.



NUMBER	DESCRIPTION
LVB25976	iMatch Quick Hitch Category 1
BSJ10595	Quick Hitch Category 2 Cast
TY27545	Quick Hitch Category 2 Welded
TY27546	Quick Hitch Category 3
TY27547	Quick Hitch Category 3N

# This is easy.



## John Deere Quik-Knect™ System

The easy way to connect rotary cutters, tillers, and other PTO-driven implements.



## Load-N-Go™ Attachment

The easy way to move your 54", 60", or 72" AutoConnect™ mid-mount mower deck.

Make it easy on yourself. Talk to us to find out more about tractor model and implement or mower deck compatibility for these attachments.



JOHN DEERE

AutoConnect™, Load-N-Go™, and Quik Knect™ are trademarks owned by Deere & Company. John Deere, the leaping deer symbol, and green and yellow trade dress are trademarks of Deere & Company.



# Maintain Your 7R-Series Tractor

## Cab Upgrades

John Deere has a wide selection of tractor cab repair parts to upgrade or repair your John Deere tractor cab. You can either kick up your feet and drive it like a boss with our easy to install foot rests or upgrade your seat for better support in the harshest terrain where ride comfort adjustment still can be dialed in by the individual operator. With such comfort, you can also reduce the heat of the hot sun with a new visor or sun shade so you can see your screen better while using our wireless phone mount providing a safe and convenient way to mount your mobile device.



NUMBER	DESCRIPTION	NUMBER	DESCRIPTION
BRE10458	Footrest Kit	RE597710	Wiring Harness, Business Band Radio
TA35930	Mounting Parts, LED Beacon Light	RE37651	Plug, Monitor w/Leads
RE596959	3-pin Convenience Outlet	RE67015	3-way Convenience Adapter For Power Strip
RE596958	6-outlet Powerstrip	RE588540	External StarFire™ Mounting Bracket
BRE10575	Mounting Rail, C-post (8R and 9R Series Tractors)	R569171	Custom Door Lock Handle Kit With 2 Keys
BRE10588	Category 4 Cab Air Filtration System Kit	BRE10451	Subwoofer & Tweeter
BXX11490	Field Installed Foot Throttle Kit	BXX11045	Remote-mounted Display For Touchscreen Radio
BRE10511	Adjustable Footrest Kit	BRE10502	Auxiliary Camera Input Kit
RE593670	Rear Sun shade	BRE10152	Self Leveling Cup Holder
RE584990	Leather Steering Wheel	BXX10988	Quick-Grip Phone Mount
TA33067	Cab Refrigerator	BXX10987	X-Grip Phone Mount
RE588734	Rear View Mirror	BXX10883	Cup Holder Kit
BRE10452	120-V AC Power Inverter	BRE10202	Floor Insulation Kit
BRE10453	230-V AC Power Inverter		

## Hydraulics

NUMBER	DESCRIPTION
BRE10212	Hydraulic Oil Cooler Screen
BRE10067	Six Mid SCV Quick Coupler
BRE10068	Four Mid SCV Quick Coupler
RE340789	Third Mid-mounted SCV
RE340785	First and second Mid-Stack SCV with TLS
RE340786	First and second Mid-Stack SCV without TLS
RE340780	Second Mid-Stack SCV
NUMBER	DESCRIPTION
RE340782	Third Mid-Stack SCV
BRE10048	Fifth Rear SCV
BRE10049	Sixth Remote SCV with Electrohydraulic Controls
BRE10075	Hydraulic Quick-connect Power Beyond Coupler (0.5 in.)
RE300467	Power Beyond Couplers
RE328941	Hitch Auxiliary Raise Kit



# Maintain Your 8R-Series Tractor



## Rubber Tracks Belts

Rubber Track Belts are worn-out when the tread bar is 1/2" or less in height, cables are protruding from the carcass, or drive lug wear exceeds 50%. A selection of track belt options are available for your tractor. The track belt list below is only a small sample of track belt selections available for two and four track tractors.

NUMBER	DESCRIPTION	NUMBER	DESCRIPTION
TR129235	Trackman by Loc® Track Belt, 18 inch Wide	R545861	Camso Track Belt 25-in., 4500 Series
TR130817	Trackman by Loc® Track Belt, 16 inch Wide	R545864	Camso Track Belt 30-in., 6500 Series
R545855	Camso Track Belt, 16-in., RH, 6500 Series	R545863	Camso Track Belt 30-in., 4500 Series
R545854	Camso Track Belt, 16-in.,LH, 6500 Series	R545872	Camso Track Belt, 30-in., 4500, Side Hill
R545859	Camso Track Belt, 18-in., 6500 Series	R563760	Camso Track Belt, 16-in., 6500
R545856	Camso Track Belt 18-in., 4500 Series	R545865	Camso Track Belt, 25-in., Side Hill
R545860	Camso Track Belt 24-in., 4500 Series	R545866	Camso Track Belt, 30-in., Side Hill
R545862	Camso Track Belt 25-in., 6500 Series	R545938	Camso Track Belt, Side Hill, 30-in.
		R545939	Camso Track Belt, Side Hill, 25-in.

All applicable rubber track belts are not listed above. Please contact your local John Deere dealer to discuss our complete track belt portfolio offering.

## Independent Suspension Link



John Deere released the Independent Link Suspension System (ILS) with model year 2002. Since then, we have made improvements to several components. Tractor owners with ILS tractors may encounter symptoms and conditions that normally happen as parts wear out and our update solutions will restore ILS performance. If it's time to replace the steering and suspension parts on your ILS front end, see your local John Deere dealer.

NUMBER	DESCRIPTION	NUMBER	DESCRIPTION
RE587967	Inner Tie-Rod End	A-RE583653	Outer Tie-Rod
RE583653	Outer Tie Rod	A-RE567107	Seal Kit, ILS Steering Cylinder (Repl. RE556361, RE304943) (NEW)
RE587968	Tie-rod Assembly (Inner and Outer)	A-RE580643	Ball Joint
RE580643	Upper/Lower Control Arm Ball Joint	A-RE583653	Tie Rod End (Repl. RE184942, RE216822)
RE584459	A-Arm Upper Pivot Shaft Expander Pin		

## Vari-cool™ Fan Drives



The updated driver and driven assemblies will improve serviceability and reliability of the fan drive assembly. The new dry driver and dry driven assemblies require no grease. The customer will no longer need to lubricate these two components once the update is complete. To maximize the reliability of the fan drive system, we encourage customers to replace the driver and driven assemblies at the same time. A worn driven assembly will potentially reduce the expected life of a new driver when only the driver is replaced.

NUMBER	DESCRIPTION	NUMBER	DESCRIPTION
RE578435	Fan Drive, Dry Driver Assembly 9L,	RE572544	Fan Drive, Dry Driven Assembly 9L,
RE572545	Fan Drive, Dry Driven Assembly 9L,	RE582570	Fan Drive, Dry Driven Assembly 9L,
RE587430	Fan Drive, Dry Driver Assembly 9L,	R568198	V-Belt



## Maintain Your 9 Family Tractor



### Rubber Track Belts\*

Your farming operation is unique, and our robust line-up of rubber track belt offerings is designed to meet the needs of your specific application. Your local John Deere Dealer Technicians are equipped with the resources, experience and expertise to provide unmatched undercarriage service and support. Visit your local dealer for track belt selection, installation and alignment today!

NUMBER	DESCRIPTION	NUMBER	DESCRIPTION
R257977	Camso Track Belt, 30-in., 3500 Series	R550588	Camso Track Belt, 30-in., 3500 Series
R257978	Camso Track Belt, 36-in., 3500 Series	R550228	Camso Track Belt, 36-in., 3500 Series
R241748	Camso Track Belt, 30-in., 5500 Series	R554229	Camso Track Belt, 30-in., 6500 Series
R241749	Camso Track Belt, 36-in., 5500 Series	R554230	Camso Track Belt, 36-in., 6500 Series
R545869	Camso Track Belt, 30-in., Scraper, 6500 Series	R550589	Camso Track Belt, Scraper, 30-in., 6500 Series
R545868	Camso Track Belt, 30-in., 6500 Series	R565017	Camso Track Belt, Scraper, 18-in., 6500 Series
R545867	Camso Track Belt, 30-in., 4500 Series	R565018	Camso Track Belt, Scraper, 24-in., 6500 Series
R545871	Camso Track Belt, 36-in., 6500 Series		
R545870	Camso Track Belt, 36-in., 4500 Series		

All applicable rubber track belts are not listed above. Please contact your local John Deere dealer to discuss our complete track belt portfolio offering.

### Attachments For Your Convenience\*

Keep your tractor running while efficiently maximizing your yield in the field. Ask your local John Deere dealer for applicable attachments for your machine.

NUMBER	DESCRIPTION	NUMBER	DESCRIPTION
BXX10302	Auxiliary Light Kit	RE267658	3 m (9.8-ft.) Front Wheel Spacer (425 mm [16.7-in.] Bolt Circle Hub)
BXX10154	Axle Kit For Conv. to 2032mm (80-in.)	BRE10130	3 m (9.8-ft.) Front Wheel Spacer (500 mm [19.7-in.] Bolt Circle Hub)
BXX10155	Axle Kit For Conv. to 2235mm (88-in.)	BRE10132	Front Wheel Dual Extensions (425 mm [16.7-in.] Bolt Circle Hub)
BXX10156	Axle Kit For Conv. to 3048mm (120-in.)	BRE10548	Front Wheel Dual Extensions (500 mm [19.7-in.] With ILS Bolt Circle Hub)
BXX10157	Axle Kit For Conv. to 2210mm (87-in.)	BRE10168	Fifth Or Sixth SCV (Stand. Flow Valve)
BXX10158	Axle Kit For Conv. to 3048mm (120-in.)	RE303735	Fifth Remote SCV Kit
BXX10720	Inner Drive Sprocket Mud Scrapers	RE310796	Sixth Remote SCV
BRE10249	Idler Debris Shield Kit	BRE10111	Pwr Beyond Coup. Kit (1.9cm,0.75-in.)
BRE10307	Rear Idler Debris Shield	BRE10203	Hitch Auxiliary Raise Kit (For Double-Reduction Axles)
BRE10348	Inner Drive Sprocket Mud Scrapers		
BRE10393	Sidehill Idler Spacer Kit		

\*Contact your local John Deere Dealer for specific part requirements and further details.



Scan for more information

## ExactRate™ Tractor Tank Kit for 8RX Tractors

Now available industry exclusive 1000-gallon fertilizer tanks for field install on MY20—Current 8RX tractors. Cab entry and egress are unchanged and minimal visibility is lost around the tractor with fully integrated tank components. The complete system includes tanks, lighting, integrated transfer pump, rinse and agitation, fittings and hoses. Installation requirements include 18-in. or 24-in. track belts, track spacing set at 120-in., MY20 and MY21 require a rear axle spacer kit. A front fill connection kit is also available to provide convenient access to fill the ExactRate™ tanks.

NUMBER	DESCRIPTION
BRE10587	ExactRate Tank Kits (complete ExactRate tank system)
RE598041	120" Axle Spacer, Left Rear
RE598042	120" Axle Spacer, Right Rear
BRE10510	Front Fill Connection Kit (optional)

## Hydraulic Upgrade Kits For 9 Series

### Coupler Conversion Kits – ½" to ¾" High Flow Couplers

The conversion design is exclusive to John Deere and converts the couplers on a standard flow SCV from ½" couplers to ¾" couplers. This conversion is an economical solution to improve the transfer of hydraulic horsepower from the tractor to the implement. Convert 1 to 6 SCV couplers on a single stack tractor.

This kit is ideal for operators with:

- High hydraulic demand implements, such as large air seeders and planters
- Implements that require ¾" couplers
- A desire to improve implement raise/lower cycle times for faster headland turns.



NUMBER	DESCRIPTION	APPLICATION
<b>Coupler Conversion Kits – ½" to ¾"</b>		
BRE10486	¾-inch Coupler Adapter Conversion (converts 1 SCV)	9R, 9RX, 9X30 Tractors (SN 13001 - wheel, SN, 911011 - 2T) without rear 3-point hitch and BOSCH CAN SCV's only
BRE10485	Hardware Kit	
RE593820	Mounting Bracket (single reduction axle)	9230, 9330, 9430, 9360R, 9410R, 9460R, 9370R, 9420R, 9470R
RE593821	Mounting Bracket (double reduction axle)	9530, 9630, 9510R, 9560R, 9520R, 9570R, 9620R

## 7/8/9 Series Tractor Greaseable Hitch Pin – Retrofit

These pins can be universally used in six locations on the rear hitch. The greaseable hitch pins can provide extended life with proper lubrication vs the prior non-greaseable design.



NUMBER	DESCRIPTION
BRE10500	8020/8020T and 8030/8030T MY-2009-MY2019 8R and 8RT MY2011-MY2019 7R
BRE10331	9360R, 9410R, 9460R/RT, 9510R/RT, 9560R/RT, 9370 R/RT, 9570RX, 9620RS, and 9470RX
BRE10332	9520RX, 9570RX, 9620RX, and 9470RX





### Sound-Gard Body Upholstery Kits

Enhance the appearance of your tractor cab with new cab upholstery. Beltline, post, and headliner kits are available for row-crop, 4WD, and utility tractors with Sound-Gard body's. Made of pre-cut brown or black original equipment upholstery/insulation for precise fit. Insulation is two inches thick in key areas for greater sound deadening capacity. Compare the cost to replace cab upholstery in your tractor using all John Deere parts or a lower cost aftermarket alternative available from A&I Products.

John Deere 55 and 60 Series Tractor Cab Upholstery	
NUMBER	DESCRIPTION
RE155148	Upholstery Kit
RE155149	Post Upholstery Kit
RE37757	Headliner (front)
RE37820	Headliner (rear)

A&I Products 55 and 60 Series Tractor Cab Upholstery	
NUMBER	DESCRIPTION
A-CKT350	Upholstery Kit
A-CPK420	Post Upholstery Kit
A-CHL240	Headliner Kit

John Deere 40 Series Tractor Cab Upholstery (Black SN 185707-)	
NUMBER	DESCRIPTION
RE57259	Beltline Acoustical Upholstery Kit
RE223619	Headliner Kit
RE48532	Post Upholstery Kit
RE232146	Cowl Cover – Brown

A&I Products 40 Series Tractor Cab Upholstery (Black SN 185707-)	
NUMBER	DESCRIPTION
A-CKT305L	Beltline Acoustical Upholstery Kit
A-CHL215	Headliner Kit
A-CPK400	Post Upholstery Kit
A-CWL500	Cowl Cover – Brown

### John Deere 30–60 Series Tractor Cab Glass

John Deere has a wide selection of tractor cab glass to for your John Deere tractor. Replace broken glass, or cracked and scratched windows to improve the view from your tractor cab. Choose from a selection of OEM cab glass or lower cost options available from A&I Products.

NUMBER	DESCRIPTION	TYPE
R50756	Glass, Door, Lower (LH) – 30, 40, 50 Series Tractors	John Deere
A-R50756	Glass, Door, Lower (LH) – 30, 40, 50 Series Tractors	A&I Products
A-R50755	Glass, Door, Upper (LH) – 30, 40, 50 Series Tractors	A&I Products
A-R50754	Glass, Lower (RH) – 30, 40, 50 Series Tractors	A&I Products
R50757	Glass, Side (RH/LH) – 30–60 Series Tractors	John Deere
A-R50757	Glass, Side (RH/LH) – 30–60 Series Tractors	A&I Products
AR87997	Glass, Rear-Sliding – 30–60 Series Tractors Utility Tractors, 30, 40, 50, 55, and 60 Series Row Crop Tractors	John Deere
A-AR87997	Glass, Rear-Sliding – 30–60 Series Tractors Utility Tractors, 30, 40, 50, 55, and 60 Series Row Crop Tractors	A&I Products
R50758	Glass, Rear, for Apps w/Latch 30–60 Series Tractors	John Deere
A-R50758	Glass, Rear, for Apps w/Latch 30–60 Series Tractors	A&I Products
A-R50753	Glass, Windshield, Upper (RH) 30–50 Series Tractors	A&I Products





## John Deere 6000 and 7000 Series Tractor Parts

John Deere dealers offer the right part, with the right fit, at the right price to repair your John Deere tractor. Choose from Genuine John Deere, John Deere Reman, or a lower cost aftermarket option from A&I Products.

NUMBER	DESCRIPTION	TYPE
<b>Water Pumps:</b>		
RE546906	6010, 6030, 6003, 6005, 6015, 6D, 6030 Premium, 7210–7510, 7220–7520, 7030 Premium	John Deere
SE501609	6010, 6030, 6003, 6005, 6015, 6D, 6030 Premium, 7210–7510, 7220–7520, 7030 Premium	John Deere Reman
A-RE505980	6010, 6030, 6003, 6005, 6015, 6D, 6030 Premium, 7210–7510, 7220–7520, 7030 Premium	A&I Products
<b>Radiators:</b>		
AL115002	6000, 6010	John Deere
A-AL115002	6000, 6010	A&I Products
RE165030	7210–7510	John Deere
A-RE165030	7210–7510	A&I Products
<b>Alternators:</b>		
AL166646	6110–6410, 6120–6420, 6215–6715, 6230–6430 Prem., 7220–7520, 7130–7430 Prem. (120 A)	John Deere
SE501827	6110–6410, 6120–6420, 6215–6715, 6230–6430 Prem., 7220–7520, 7130–7430 Prem. (120 A)	John Deere Reman
A-AL166646	6110–6410, 6120–6420, 6215–6715, 6230–6430 Prem., 7220–7520, 7130–7430 Prem. (120 A)	A&I Products
AL207585	6200–6400 (55 Amp)	John Deere
SE501346	6200–6400 (55 Amp)	John Deere Reman
A-AL81436	6200–6400 (55 Amp)	A&I Products
SE501347	6200–6400 (85 Amp)	John Deere Reman
A-AL81437	6200–6400 (85 Amp)	A&I Products
AL166645	6020, 6015, 6030, 7220–7520 (90 Amp)	John Deere
SE501829	6110–6410, 6020, 6605, 6015, 6030, 7220–7520 (90 Amp)	John Deere Reman
A-AL166645	6110–6410, 6020, 6605, 6015, 6030, 7220–7520 (90 Amp)	A&I Products
<b>Starters:</b>		
RE527400	6230–6430, 6030 Premium, 6615–6715, 6M, 6R, 7130–7330, 7030 Premium	John Deere
SE501868	6230–6430, 6030 Premium, 6615–6715, 6M, 6R, 7130–7330, 7030 Premium	John Deere Reman
A-RE527400	6230–6430, 6030 Premium, 6615–6715, 6M, 6R, 7130–7330, 7030 Premium	A&I Products
<b>Turbochargers:</b>		
RE506261	6110–6410 and 6120–6420	John Deere
SE502472	6110–6410 and 6120–6420	John Deere Reman
A-RE506261	6110–6410 and 6120–6420	A&I Products



## Hydraulic Quick Couplers

Hydraulic quick disconnect couplers are available in both standard and deluxe versions. The standard couplers allow coupling and uncoupling of hydraulics with pressure from the implement side. The deluxe couplers allow for coupling and uncoupling of hydraulics with pressure from the tractor and/or implement side. Genuine John Deere parts and aftermarket alternatives from A&I Products. Our extensive selection of parts means you get the **right part** with the **right fit** all at the **right price**.

NUMBER	DESCRIPTION	SERIES	TYPE
AL238655	Hydraulic Quick Coupler, STD	6030, 6030 Premium, 6M, 6R	John Deere
A-AL200979	Hydraulic Quick Coupler, STD	6030, 6030 Premium, 6M, 6R	A&I Products
AL237055	Hydraulic Quick Coupler, Deluxe	6200–6500, 6110–6410, 6110L–6510L, 6120–6420, 6130–6430, 6M and 6R IT4 Tractors, 7130–7530	John Deere
A-AL221083	Hydraulic Quick Coupler, Deluxe	6200–6500, 6110–6410, 6110L–6510L, 6120–6420, 6130–6430, 6M and 6R IT4 Tractors, 7130–7530	A&I Products



## Hydraulic Pump Upgrades for 8000–8030 Series Row Crop Tractors

Upgrade today with efficiency and increased capability. New implements such as air seeders, tillage equipment, and planters may require more hydraulic flow to perform effectively. If your current planter raise and lower times are too slow, or you are using a system with 3 or more vacuum motors increased hydraulic flow may improve performance.

### Application Example:

A John Deere 1790 12 row CCS planter equipped with vacuum seed meters requires at least 30 gpm @ 2900 psi for acceptable raise and lower times (about 7 seconds). The ideal hydraulic pump setup for 8000–8030 Series Tractor would be the larger hydraulic pump with large planters or air seeders.



The hydraulic pump flow available is directly affected by engine speed, how many SCV's are being used at the same time, as well as other factors. Refer to your operator's manual for more information in section 60 – Determining Total Flow Demand. Contact your local John Deere Dealer to determine which pump is on your tractor and if a hydraulic pump upgrade will provide the solution you need.

### Hydraulic pump options available for 8000–8030 Series Tractors:

- 30 gpm (45cc) standard or 38 gpm (57cc) optional for 8000 Series Tractors
- 33.5 gpm (45cc) standard or 42.5 gpm (57cc) optional for 8010 and 8020 Series Tractors

Note: A pump drive gear ratio change was introduced for the 8010 series providing increased pump flow using the same pump sizes as the 8000 Series Tractors.

- 44 gpm (63cc) standard or 60 gpm (85cc) optional for 8030 Series Tractors

### The benefits of installing a high capacity hydraulic pump:

- Higher flow at lower engine RPM = Better Fuel Economy and Less Noise
- Allow faster multiple hydraulic functions

NUMBER	APPLICATION	TYPE
RE65337	57cc – 8000 and 8010 Series Tractors	John Deere
PG203172	57cc – 8000 and 8010 Series Tractors	John Deere Reman
RE214405	60cc – 8020 Series Tractor	John Deere
RE563717	85cc - 8030 Series Tractor	John Deere

1. Note: Early 8000 Series Tractors require a special tool kit RE156519 to drill and tap 2 additional pump mounting holes. Contact your local John Deere Dealer for assistance.

2. 8000–8020 Series Tractor hydraulic pump upgrade requires additional parts listed below

3. 8030 Series Tractors only requires changing the hydraulic pump and (1) 64M1021 drain plug, and (1) 51M7045 O-ring.

#### 8000–8010 Additional Parts Needed

Part Number	Description	Qty.	Part Number	Description	Qty.	Part Number	Description	Qty.
RE66251	Line, Oil	1	H61354	Flange Kit	2	38H5022	Adj. Stud Elbow	1
R37023	Half, Split-Flange	2	T78313	O-Ring	1	RE66254	Hydraulic Hose	1
F1870R	Packing, O-Ring	1	19M7786	Hardware	4	38H5004	Stud, Straight	1
19M8011	Hardware	4	RE66253	Hose	1	N275960	Screw, 12 Point	2
RE66252	Hydraulic Hose	1						

#### 8020 Additional Parts Needed

Part Number	Description	Qty.	Part Number	Description	Qty.	Part Number	Description	Qty.
T76938	O-Ring	1	N275960	Screw	2	38H5004	Adapter Fitting	1
T77932	O-Ring	1	F1870R	O-Ring	1	RE244436	Oil Line	1
51M7048	O-Ring	1	R188307	Flange Fitting	1	RE244435	Oil Line	1
38H5020	Elbow Fitting	1	19M7403	Cap Screw	2	RE218022	Oil Line	1
RE174614	Valve	1	19M7324	Cap Screw	1	RE214411	Oil Line	1
T42302	O-Ring	1	T24959	Clamp	1	RE214410	Hydraulic Hose	1
24M7240	Washer	2	51M7045	O-Ring	1	RE214409	Oil Line	

## Crankshaft Dampers



Replace damper as recommended to avoid costly repairs such as potential crankshaft breakage or front engine cover damage.

- Dual Dampers – replace both at the same time

**Important Repair Note:**

- When required use new cap screws when installing the damper to the crankshaft and fan pulley to damper.
- Damper can be damaged by dropping it or striking it with a hammer during installation. Use the proper procedure and tools listed in the technical manual.

**Did you know your crankshaft damper has a service life?**

When torque is applied, engines generate harmful vibrations. A damper reduces these vibrations, which extends belt life and reduces gear wear. Our engine damper consists of an inertia ring, elastic member, and hub assembly attached to the crankshaft. John Deere recommends changing the crankshaft damper at 4,000–5,000 hours or 5 years, whichever comes first in some applications. Contact us to see if your crankshaft damper needs replacing today.

NUMBER	APPLICATION	TYPE
<b>Engine Dampers:</b>		
AR57241	4230, 4430, 4040, 4240, 4350, and 4440 Tractors; and 6600, 7700, 6620, and 7720 Combines	John Deere
A-AR57241	4230, 4430, 4040, 4240, 4350, and 4440 Tractors; and 6600, 7700, 6620, and 7720 Combines	A&I Products
RE15018	4050–4850, 4055–4955, 8450, and 8650 Tractors	John Deere
A-RE15018	4050–4850, 4055–4955, 8450, and 8650 Tractors	A&I Products
AR58172	4000, 4010, and 4020 Tractors	John Deere
A-AR58172	4000, 4010, and 4020 Tractors	A&I Products
RE500917	8520, 9100, and 9120 Tractors; 9560, 9650, 9750, 9660, and 9760 STS Combines	John Deere
RE57603	8000 series (- 016632), 8410, 8120, 8220, 8320, 8420, and 9100 Tractors; 9976 Cotton Picker	John Deere
A-RE57603	8000 series (- 016632), 8410, 8120, 8220, 8320, 8420, and 9100 Tractors; 9976 Cotton Picker	A&I Products
RE24975	8100–8300 Wheel and Track Tractors (016633-), and 8110–8310 Wheel and Track Tractors	John Deere
A-RE24975	8100–8300 Wheel and Track Tractors (016633-), and 8110–8310 Wheel and Track Tractors	A&I Products
RE523266	9100–9400 (053080-) and 9020 Series Wheel and Track Tractors	John Deere
RE523527	8130 - 8330 and 8225R, 8245R SN 000101 -053099	John Deere
<b>Engine Dual Dampers:</b>		
RE57604	8130–8530 and 8R Tractors	John Deere
RE520465	8130–8530, 8225R, 8245R, 8270R, 8295R, 8320R, 8345R SN 000101 - 053099 &090001-, 8235R, 8260R, 8285R, 8310R, 8335R, 8360R SN 016001-09000, 8335R 090001-	John Deere
RE538143	8130–8530, 8225R, 8245R, 8270R, 8295R, 8320R, 8345R SN 000101 - 053099 &090001-, 8235R, 8260R, 8285R, 8310R, 8335R, 8360R SN 016001-09000, 8335R 090001-	John Deere

Some of these tractor models use a dual damper and will need RE57604 as well as RE520465 or RE538143 depending on your tractor model.



## Transmission Torsional Damper

To avoid unplanned downtime, John Deere recommends replacing the Transmission torsional damper every 4,500–5,000 hours or every 60 months whichever comes first. This damper transfers engine power to the input shaft of the transmission. When this damper fails it can result in vibration, noise, transmission damage, and loss of ability for the tractor to move.

NUMBER	APPLICATION
AL174123	6200–6500, 6200L–6500L, 6215, 6415, 6120–6420, 6120L–6520L, 6230–6430, 6105M–6125M, 6105R–6115R, 7130 Premium
RE70470	7200 and 7400 PowrQuad, 7210 -002610, 002611- PowrQuad, 7410 -003889, 003890- PowrQuad, 7510–7610, 7600–7800, 7710 -001155, 7810 -001430
RE70472	7710 001156-, 7810 001431-, 7720–7920 and 7630–7930 PowrQuad
TA20453	7200R–7310R, 8100–8530, 8225R–8360R and 8370R W/O e23 Transmission SN -114999 and 115000-, 9230 and 9360R
RE220150	9220, 9320 PST and 9420–9620, 9430–9630
RE584547	9410R, 9420R, 9460R, 9460RT, 9470R/RT, 9510R/RT, 9520R, 9560R, 9570R, 9620R



# GO WITH THE FLOW




## NEW - Upgrade the Hydraulic Capacity on Your 8R / 8RX

Upgrade your system to a dual hydraulic pump with 40% more capacity

Today's planters require a high amount of hydraulic flow. If you have a John Deere 8R or 8RX with a single hydraulic pump, now you have the opportunity to upgrade to dual pumps. This update adds an additional 35cc pump to the standard 85cc pump and provides a total output of 84 gallons per minute (318lpm). The dual hydraulic system boasts plenty of reserve capacity to operate large hydraulic motors, even at reduced engine speeds.

- 40% increase hydraulic flow capability
- Uses the exact same parts used in factory installed option code
- Reduced cab noise with the efficiency of dual pumps
- Meets they hydraulic requirements of high-capacity planters
- Run faster in the field or more efficiently at slow speeds



### KITS TO UPGRADE TO DUAL HYDRAULIC PUMP

NUMBER	DESCRIPTION	APPLICATION
BXX11243	Dual hydraulic pump kit	Compatible with 8RW (serial number 170001- ) and 8RX (serial number 801001- ).
NOTE: Only compatible with IVT™ transmission, with or without ILS™ system.		
BXX11244	Dual hydraulic pump kit	Compatible with 8RW (serial number 090001-170000).
Note: Only compatible with e23™ transmission, with or without ILS system.		
BXX11543	Dual hydraulic pump kit	Compatible with 8RW (serial number 090001-170000).
Note: Only compatible with IVT transmission, with or without ILS system.		

## HARVEST TERMS™

PARTS, SERVICE, INSPECTIONS

- Buy Now, Pay After Harvest 2025
- Interest Free Financing
- Improved Cash Flow & Savings

**JOHN DEERE**  
FINANCIAL

---

**Multi-Use Account**

Scan for more information



### R Series Cab Bracket Kit

The R series cab bracket kit is available for mounting monitors, phones, displays, and mounts to existing holes inside the cab. Fits 7–9R Series tractor cabs.

RE317435

BRE10574 Fits MY20-Current 7R, 8R/8RT/8RX with new cab



### Short Vertical Mounting Rail

This rail kit also includes all the hardware to mount the rail in up to 5 vertical locations, using existing threaded bosses at the A and C posts inside the cab. This rail can be used to mount tablets, cell phones, cup holders, or displays. Fits: 7020 – 7R, 8020 – 8R/8RT, 9020 – 9R/9RT/9RX, and MY2020 7R and 8R/8RT/8RX (with new cab).

BRE10575



### Mounting Bracket Kit – Long Bar and Tray Kits

The accessory mounting bracket with optional tray kit provides a low-cost solution to all your mounting needs in the cab. Fits 7020, 7030, 8010–8030, 9020, and 9030 Series.

BRE10141 Bracket Kit

BRE10142 Tray Kit



### CommandARM Bracket

The CommandARM bracket offers a safe and convenient way to mount a mobile device or tablet to the CommandARM on 6R–9R FT4 tractors. Includes bracket and hardware only.

BRE10147

BRE10501 Fits MY20-Current 7R, 8R/8RT/8RX with new cab



### Cell Phone Bracket Kit

The RAM X-Grip® bracket's four-leg design offers great holding power, without covering your phone's screen.

BRE10015



### RAM Tablet Mount Kit

This kit's high-strength design keeps your tablet secure, without restricting access to audio jacks or USB or other ports.

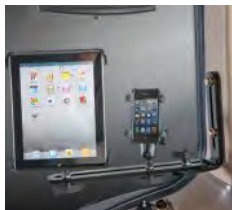
BRE10255



### Accessory Mounting Bracket Kit

Mount, adjust, and position key controls and displays within the cab for maximum accessibility without compromising visibility. The John Deere design can be used in multiple configurations and tailored to the specific machine and task.

RE343680



### Greenstar™ Display Bracket

Corner post cab bracket for mounting Greenstar display.

BPF12124 Single Display Bracket Mount

PF90430 Dual Display Adapter Mounting





# Your John Deere dealer can build hydraulic hoses in minutes.

John Deere hose assemblies built to OEM specifications. Ask your dealer about hoses for any brand of equipment.



HOSES IN MINUTES

We follow through to deliver uptime for you.

Stay up and running, and eliminate the worry about contaminants entering your hydraulic system. Trust your John Deere dealer to deliver complete solutions, like Ultra Clean, that ensure contaminants are completely removed from new hose assemblies.

Ask your dealer how Ultra Clean means uptime.



## Nozzle Body Turret O-Ring Lubricant



Over time the o-rings between the turret and nozzle body get dusty, which makes rotating the nozzle body difficult when changing between nozzles. Parker Super O-lube is the John Deere preferred product for lubricating o-rings on sprayers with our new ExactApply™ nozzle bodies, as well as those on older machines.

### Features/Benefits:

- High-viscosity silicone oil that can be used with virtually any rubber polymer over temperatures ranging from -65°F to 400°F (-54°C to 204°C)
- Will not clog 30-micron filters
- Recommended for high pressure systems


NUMBER	DESCRIPTION
PMH3503	Super O-Lube, 2-oz. Tube



## SCV Coupler Conversion Kit 20, 30, and 40 Series Tractors

Convert traditional JD couplers to ISO couplers and add the convenience of connect-under-pressure by installing the ReNew2 Conversion Kit. Installs neatly in place without removing the original SCV housing and eliminates the need to use the locking levers. Includes color coded dust caps and plugs to keep contamination out of the couplers when not in use.

NUMBER	DESCRIPTION
SW315-196	20, 30, and 40 Series Tractors



## Stainless Steel Hose Clamps



NUMBER	CLOSED AND OPEN RANGE (IN.)	DUTY
TY22462	1/4–5/8 in.	Light
TY22465	9/16–1 1/16 in.	Standard
TY22466	1 1/16–1 1/4 in.	Standard
TY22467	1 3/16–1 3/4 in.	Standard
TY22472	2 5/16–3 1/4 in.	Standard



## Omni Hydraulic Multiplier Valves

The Omni hydraulic multiplier valve addresses the needs of the compact utility tractor owner. Take an existing single circuit and split it into two circuits with electric controls on any 12-volt electrical system. The Omni valve is designed to be used on open, closed, or PFC hydraulic systems.



NUMBER	MULTIPLIER VALVE TYPE	NUMBER OF FUNCTIONS	ADD-ON
SW757-1550	Standard	2	With RCS Handle
SW757-1552	Standard	4	With RCS Handle
SW757-1520	Economy	2	With Pendant Switch
SWSV30	Standard	2	4 Switch Options

## Hydraulic Multiplier and Add-On Valves

Add additional hydraulic outlets to prime movers economically. Hydraulic multipliers are transparent to the hydraulic system and work safely on all makes of equipment. They're easy to operate and provide a no-hassle solution to mobile equipment hydraulic shortages. These units are 100% final product-performance tested, and components are ISO-9002 certified.



NUMBER	DESCRIPTION
SW700-1002	Economy Multiplier Valve with 2 Circuits. Works with Switchbox.
SW700-1510	Standard Multiplier Valve with 2 Circuits. Works with Switchbox and ISO Couplers.
SW700-1590	Standard Multiplier Valve with 2 Circuits. Works with John Deere Couplers.
SW700-1513	Standard Multiplier Valve with 3 Circuits. Works with Switchbox.
SW700-1553	Standard Multiplier Valve with 3 Circuits. Works with RCS Handle.

## Hose Drip Plugs

Prevent messes and environmental contamination from residual fluids leaking out of hydraulic hoses and/or hydraulic ports during repairs. An essential component of any well-stocked toolbox on the farm!



NUMBER	DESCRIPTION
SW304-257	Mini Drip Plug (1–10mm), Package of 24
SW304-258	Standard Drip Plug (5–22mm), Package of 12
SW304-259	Large Drip Plug (12–42mm), Package of 4
SW304-260	X-Large Drip Plug (50–80mm), Package of 3
SW304-262	Drip Plug Kit, Package Contains 6 Mini, 4 Standard, and 2 Large



### Lights

Extend your day and get the job done with our Headlight Kits. Kit includes one or two headlights, wiring harnesses, mounting hardware, and headlight switch.

NUMBER	DESCRIPTION	APPLICATION
BUC11567	LED Light Kit	Z315, Z320, Z330, Z370, Z380
BUC10986	Dual Headlight Kit	Z335E, Z345M, Z345R, Z355E, Z355R, Z365R, Z375R, Z525E, Z535M, Z535R, Z540M, Z540R
BUC10986	LED Light Kit	Z515E, Z530 (M/R), Z545R
BUC10301	Light Kit	BUC10301



### Residential Z Bumpers

NUMBER	APPLICATION
BUC11479	Z370R Electric, Z315E, Z320M, Z320R, Z325E, Z330M, Z330R
BUC10851	Z515E, Z530M, Z530R, Z545R
AUC12164	Z720E, Z730M, Z735M, Z740R, Z760R



### Brush Guards and Bumpers

Keep your tractor free from scratches and scrapes with our front end brush guards and rear bumpers.

NUMBER	APPLICATION
BM23057	X300 and X500 Select Series Tractors
BM20880	X700, X720, X724, X728, X729, X740, X744, X748, X749
BM24375	X710, X730, X734, X738, X739, X750, X754, X758
BM23056	X300S, X500, X530, X534, X570
BUC11080	E100, E110< E120, E140



## Material Collection System

Provides an efficient means for picking up leaves and grass clippings. The dual-bag system is easy to empty because you unload one bag at a time. Excellent for difficult bagging conditions when grass is very heavy, long, or wet. Requires blower, discharge chute, and bagger assembly.

See us for MCS options for other riding lawn equipment models.



NUMBER	DESCRIPTION	APPLICATION
BUC11233	7-bu Hopper Assembly	X330, X350, X354, X370, X380, X384, X390, X394, X570, X580, X584, X590
AM135486	Loose Knit Bags for 7-bu. Hopper	X330, X350, X354, X370, X380, X384, X390, X394
BM21680	14-bu Hopper Assembly	X570, X580, X584, X590
BUC11059	MCS Hopper	Z515E (48in & 54in), Z530M (48in & 54in), Z530R (54in), Z545R (48in & 54in)

## Power Flow Chutes & Blowers

NUMBER	DESCRIPTION	APPLICATION
BM21681	Power Flow Chute (7bu)	X380, X384, X390, X394, Z515E (48in & 54in), Z530M (48in & 54in), Z530R (54in & 60in), Z545R (48in & 54in)
BG20759	MCS PowerFlow	Z515E (54in), ZZ530M (54in), Z530R (54in), Z545R (54in)
BG20758	MCS PowerFlow	Z515E (48in), ZZ530M (48in), Z545R (48in)
BM20855	Power Flow Chute (MC519/C Series Blowers)	X380, X384, X390, X394
BG20748	HP Blower, 48A	X330, X350, X354, X370, X380, X384, X390, X394, X570, X580, X584, X590
BG20749	HP Blower, 54A	X380, X384, X390, X394, X570, X580, X584, X590
BUC11244	Rear Bagger Chute (7bu) 42-in. Mower	X330, X350, X354, X370
BM21681	Power Flow Chute (7bu) 48C, 48X, 54C, or 54X	X570, X580, X584, X590
BM21682	Power Flow Chute (14bu)	X570, X580, X584, X590
BM20855	Power Flow Chute (MC519	C Sries Blowers) / X570, X580, X584, X590



## Tool Storage

Get more done with John Deere tool mounting solutions.



BUC10751



BUC10775



BUC10826



BUC10303

NUMBER	DESCRIPTION	APPLICATION
BUC10751	Toolbox Kit	Z720E, Z735E, Z730M, Z735M, Z740R
BUC10775	String Trimmer Mount	Z720E, Z735E, Z730M, Z735M, Z740R
BUC10303	Trash Receptacle Kit	Z720E, Z735E, Z730M, Z735M, Z740R
BUC10826	Yard Tool Kit	Mounts to side of engine shroud.

## Weights & Weight Accessories

NUMBER	DESCRIPTION	APPLICATION
BM25370	Weight Bracket, Front	(X300, X500 M-T) / X330, X350, X354, X370, X380, X384, X390, X395, X570
BM24011	Rear Weight Bracket	(Holds R66949 or UC13263 Weights) / X380, X384, X390, X394, X584
BM17978	Mounting Hardware, Front Wheel Weight	X330, X350, X354, X370, X380, X384, X390, X395,
UC13263	42 lb. Quik-Tatch Weight	X330, X350, X354, X370, X380, X384, X390, X395, X570, X580, X584, X590
BM17964	30 lb. Front Wheel Weight	X330, X350, X354, X370, X380, X384, X390, X395, X570, X580, X584, X590
BM17972	50 lb. Cast-Iron Wheel Weight	X570, X580, X584, X590
BM17976	50 lb. Plastic Wheel Weight (Includes Mounting Hardware)	X570, X580, X584, X590



# Nothing Like Doing It Yourself

When your equipment is in top condition, putting it to use can be a pleasure. John Deere Home Maintenance Kits contain almost everything you need to tune up your machine in one convenient package. Available for most John Deere lawn tractors. Also compatible with other manufacturers' equipment with compatible engines. See your owner's manual for suggested routine maintenance.

Find your Home Maintenance Kit at [JohnDeere.com/HMK](http://JohnDeere.com/HMK) and order online at [shop.deere.com](http://shop.deere.com)



## Tune Up and Head Out

No need to take your machine to the shop for a tune-up. Our Home Maintenance Kits make it easy to tune up your lawn tractor or Gator™ by providing almost everything you need in one convenient package:

- (2) quarts oil
- (1) oil filter
- (1) air filter
- (1) fuel filter
- Air precleaner
- Spark plugs

Check out some of our kits below. If you don't see your machine listed, don't worry. There are many other kits available. See us to get the appropriate kit for your machine.

NUMBER	APPLICATION
<b>100 Series:</b>	
LG262	D110 (SN 500,001-), D120, E110
LG264	D155 (SN -700,000), D160, D170
LG266	D105 (SN -200,000), D110 (SN -500,000), E100 (49 states)
LG268	D150 (SN 700,001-), D160, D170
LG272	D130 (SN 000,000–040,000), D140 (SN 000,000–050,000)
LG275	D105 (SN 200,001-), D125, D130 (SN 400,001-), D140 (SN 400,001-), E140
<b>EZtrak™ and Residential ZTrak™:</b>	
LG249	Z445 (SN -100,000) and Z465 (SN -150,000), Z540M, Z540R; Z645 (SN 140,001-), Z655 (SN 140,001-), Z665 (SN 140,001-)
LG263	Z425 (SN -040,000)
LG264	Z425 (SN 040,001–100,000)
LG265	Z445 (SN 140,001-), Z465 (SN 150,001-); Z540M, Z540R; Z645 (SN 140,001-), Z655 (SN 140,001-), Z665 (SN 140,001-)
LG268	Z525E (010,001), Z375R (040,001), Z425 (SN 100,001), Z225, Z245
LG269	Z435, Z465 (Briggs Engine); Z445 (SN 100,001–140,000), Z535M (010,001-), Z535R (010,001-), Z625, Z645 (SN 100,001–140,000), Z655 (SN 100,001–140,000), Z665 (SN 100,001–14)
LG276	Z235, Z255, Z335E, Z335M, Z345M, Z345R, Z355E, Z355R, Z535M, Z535R
<b>Select Series™:</b>	
LG249	X320 (SN -180,000), X324 (SN -180,000), X340, X360 (SN -180,000), X500 (SN -060,000), X530 (SN -060,000), X534 (SN -060,000)
LG256	X300 (SN -180,000), X300R (-150,000), X304 (SN -180,000)
LG257	X520, X540 (SN 010,001-)
LG265	S240, X300 (SN 180,001-), X300R (150,001-) X304 (SN 180,001-), X310, X320 (SN 180,001-), X324 (SN 180,001-), X350, X350R (010,001-), X354, X360 (SN 180,001-), X370, X380, X384, X390, X394, X500 (SN 060,001-), X530 (SN 060,001-), X534 (SN 060,001-), X570, X580, X584, X590
LG277	X330
<b>Signature Series:</b>	
LG244	X720, X724, X728, X729, X730, X734, X738, X739
LG245	X700, X710
LG260	X740, X744, X748, X749, X750, X754, X758



## Stake pocket clamp

NUMBER	DESCRIPTION
BUC11737	Model year 2025 vehicles are built with (4) stake pockets on each side of the cargo box that accept the stake pocket clamps. These clamps allow for quick and toolless attachment installation and removal. They combine the strength of the cargo box rails with the stake pockets. In the event of overload, the stake pocket clamp is designed to be the point of failure and prevent damage to the cargo box; do not use stake pockets without stake pocket clamp attachments.



## Chain saw holder

NUMBER	DESCRIPTION
5WS812460	Utilizing a stake pocket clamp, a chain saw can now be stored on and moved between a compact tractor ROPS rack, wall, and utility vehicle without tools



## Tailgate lettering

NUMBER	DESCRIPTION
BUC11941	MY25 tailgates are embossed with a Gator wordmark giving an automotive look. Tailgate lettering available to color the wordmark.



## Tool holder

NUMBER	DESCRIPTION
BUC11750	Utilizing two stake pocket clamps, the tool holder enables the user to maximize the use of their cargo box by carrying long-handled tools, such as trimmers, shovels, and rakes, on the outside of the box. The tool holders are adjustable, allowing the user to carry a wide array of items.



## Utility Rack by Artillian®

NUMBER	DESCRIPTION
LP87442	This modular utility rack allows tools to be kept close at hand, stored securely on the sides or above the cargo bed, without interfering with the bed's storage area. The utility rack mounts to the cargo bed and allows multiple configurations of its accessories to best suit the task at hand. Accessories include tool baskets, toolboxes, a cooler holder, and more!



## Radio kit & Subwoofer

NUMBER	DESCRIPTION
BUC11293	This kit includes radio head unit with AM, FM, and weather bands, (4) water-resistant speakers (two on dash and two on rear headliner), antenna, and Bluetooth® streaming audio. The subwoofer (BUC11403) can be used on cab vehicles to upgrade this radio kit or a factory-installed radio.
BUC11403	The subwoofer speaker can be used on cab vehicles to upgrade the radio kit or a factory-installed radio.



## Display and receiver integration kit

NUMBER	DESCRIPTION
BUC11814	MY25 vehicles use BUC11814 display and receiver integration kit, which replaces BUC11510 AMS integration kit. BUC11814 includes a display-switch bracket with a power switch that can be used to turn off the display when it's not in use. The bracket also includes a location for the ISO implement-control switch that can be used to start and stop a sprayer. BUC11814 display and receiver integration kit can also be used on existing applications of BUC11510.



## 120-V outlet

NUMBER	DESCRIPTION
BUC11651	The outlet is under the seat and provides up to 300-Watts to charge phones, tablets, laptops, and power-tool batteries while on the job.



## Rear bumper & fender guards

NUMBER	DESCRIPTION
BUC11331	Rear bumper (BUC11331) and rear fender guards (BUC11332) that match the MY25 vehicles' larger cargo box. The loops were removed from the bumper for easier hitch access and designed so it won't interfere with a drawbar. The rear bumper and rear fender guards are part of the premium and ultimate protection packages.
BUC11332	BM22767 rear bumper and BUC11320 rear fender guards remain for existing applications.





## UV Attachments for Planting Customers

NUMBER	DESCRIPTION
BUC11333	Protect your cargo box and glass cabs from the heavy pallets of seed that are dropped into the cargo box.
BUC10281	
BUC11814	Turn spraying function on/off with switch on display mount.
BUC11293	Enjoy tune and hands free calling when working
BUC10679 & (BUC10141	Drive through thick brush on the edge of fields to meet your planting or harvest equipment.
BM26216, BM26215 or BM26589	Can be mounted to the brush guard, front or rear roof.
BUC11651	Provides a spot to charge phones, tablets, computers, or small handheld batteries for tools
BUC11589	Provides protection from tall corn stalks/debris in fields.
BUC11452	Protect your crops from being driven over or your tires from being punctured by debris. This attachment allow wheels to be further than typical 30" row crops.
BUC11708	Allows you to signal to others around you.
BUC10175	Mount your phone and tablet while seeing how planting/harvest is coming along.
BRE10015	



## Voyager 7" WiSight® 2.0 Observation System

We're excited to introduce a new Voyager 7" WiSight® 2.0 camera system. It's great for viewing in hard to see places. Ideal for tractors, sprayers, combines, implements, trucks/trailers etc.

### Key features and benefits:

- Voyager 7" color monitor
- Increased views by connecting up to four wireless cameras at the same time using single, split, or quad view.
- Waterproof camera
- Excellent low-light performance using infra-red LED

Please note, the plastic bracket included in the kit that holds the monitor is not made for the heavy-duty market. It is intended for light-duty use only.

Customers who wish to use this kit for heavy-duty use should use a ram mount or versa mount. See dealer for suggestions of brackets for heavy-duty use.



NUMBER	DESCRIPTION
SWWVSXS70	Voyager 7" WiSight® 2.0 camera system. Includes 7" monitor, wireless camera, light-duty mounting bracket
SWWVSXM70	Voyager 7" wireless monitor
SWWVSXC150	Voyager wireless camera 2.0

## Ratchet Straps

Just load it up and strap it down with our versatile tie-down straps. From securing ladders to the roof of your SUV to strapping large bales to your trailer, John Deere tie-down straps work for just about anything. Release load tension under control with reversing action design, and larger handles and release bars.

NUMBER	DESCRIPTION
TY27478	1¼-in. x 16-ft., Reversible Ratchet and Double J Hooks, 1,000-lb. WLL / 3,000-lb. Break Strength
TY27476	1½-in. x 20-ft., Reversible Ratchet and Double J Hooks, 1,665-lb. WLL / 5,000-lb. Break Strength
TY27477	2-in. x 27-ft., Reversible Ratchet and Round J Hooks, 3,330-lb. WLL / 10,000-lb. Break Strength
TY27480	2-in. x 27-ft., Reversible Ratchet and Flat Hooks, 3,330-lb. WLL / 10,000-lb. Break Strength
TY27479	2-in. x 40-ft., Reversible Ratchet and Double J Hooks, 3,330-lb. WLL / 10,000-lb. Break Strength



## John Deere Fuel-Protect Gasoline Stabilizer

Blended fuel attracts water from the air, which causes corrosion to fuel tanks, fuel lines, carburetors, and injectors. John Deere Fuel-Protect contains double the corrosion preventive to help fight these damaging effects. Pumped gasoline starts to degrade immediately, causing varnish deposits to build in engines. This results in starting problems, poor performance, and reduced engine life. Add John Deere Fuel-Protect to keep fuel fresh for 12 months, more than doubling the storage life of fresh gasoline. John Deere Fuel-Protect also eliminates the need to drain fuel prior to storage.

NUMBER	DESCRIPTION
TY27534	Fuel-Protect for Gasoline, 8-oz.
TY27535	Fuel-Protect for Gasoline, 32-oz.



### Tech Tip:

Every time you fill your red gas can, add some Fuel Protect gas stabilizer. Then you always have protected fuel and longer storage life.

## StrongBox™ Alkaline Batteries

John Deere StrongBox Alkaline batteries deliver long-lasting, dependable, powerful performance for the devices you use everyday—from flashlights to portable radios and many other electronic devices.



NUMBER	DESCRIPTION
TY26865	AAA – 4-Pack
TY26866	AAA – 8-Pack
TY26867	AA – 4-Pack
TY26868	AA – 8-Pack
TY26869	C – 4-Pack
TY26870	D – 4-Pack
TY26871	9V – 2-Pack

## John Deere Two-Way Radios from Midland®

Two-way communication devices can be used for small-medium farms and job sites, making it easier for multiple people to communicate and targeting areas with poor cellular coverage.

### Key features and benefits:

- Triple the range of traditional CB Radios and more
- License free FRS radio. Works with other FRS/GMRS radios
- 36 channels (14 extra channels)
- Xtreme Range – Up to 38 miles – Longer range communication in open areas with little or no obstruction
- 121 privacy codes – Gives you up to 2662 channel options to help you block other conversations
- Long battery life – (up to 15 hours) HI/LO power settings – Lets you adjust transmit power & conserve battery life



PMT71VP3AG

PMT71VP3CF



NUMBER	DESCRIPTION
PMT71VP3AG	Two-way Radio, Handheld, AG Green
PMT71VP3CF	Two-way Radio, Handheld, CF Yellow

## NOCO Lithium Jump Starters



A-GB70

A-GB500

NUMBER	PEAK AMPS	PRIMARY EQUIPMENT TYPES
<b>12V Jump Starters:</b>		
A-GB20	500A	Lawn and Garden, Auto
A-GB40	1,000A	Lawn and Garden, Small Tractors, Gators, Auto
A-GB50	1,500A	Lawn and Garden, Small Tractors, Gators, Auto
A-GB70	2,000A	Lawn and Garden, Small and Large Tractors, Gators, Auto
A-GB150	3,000A	Lawn and Garden, Small and Large Tractors, Gators, Skid Loaders, Auto
<b>12V/24V Jump Starter:</b>		
A-GB500	6,250A	Large Agriculture, Construction and Forestry



## USB Chargers and Cables

With the ever changing selection of devices available, it is important to choose the right charger to fit the device's need. Charge your mobile devices faster than ever in any John Deere application, personal vehicle, or at home with the variety of PowerUp™ USB chargers and cables made available by your John Deere dealer.

NUMBER	DESCRIPTION
PM191-052901	Dual USB Chargers – 4.8A
PM191-054448	3-in-1 Charger w/ 6-ft. Apple Cable
PM191-050594	USB Cable – Apple, 6-ft.
PM191-050860	USB Cable – Type C, 6-ft.
PM191-050563	USB Cable – Micro USB, 6-ft.



## Nozzle Body Turret O-Ring Lubricant

Over time the o-rings between the turret and nozzle body get dusty, which makes rotating the nozzle body difficult when changing between nozzles. Parker Super O-lube is the John Deere preferred product for lubricating o-rings on sprayers with our new ExactApply™ nozzle bodies, as well as those on older machines.

### Features/Benefits:

- High-viscosity silicone oil that can be used with virtually any rubber polymer over temperatures ranging from -65°F to 400°F (-54°C to 204°C)
- Will not clog 30-micron filters
- Recommended for high pressure systems

NUMBER	DESCRIPTION
PMH3503	Super O-Lube, 2-oz. Tube



## Soil Compaction Tester

Get the best crop yield by measuring the extent and depth of subsurface compaction with the brand new John Deere Soil Compaction Tester.

### Some features include:

- 24" stainless steel rod with adjustable shock collar to prevent damage
- Easy-to-read, color-coded stainless steel dial that is liquid-filled to reduce shock
  - Green (0–200 psi) = Good growing conditions
  - Yellow (200–300 psi) = Fair growing conditions
  - Red (300+ psi) = Poor growing conditions
- Large and small tip included with convenient storage in tester housing
  - 1/2" tip for firm soil
  - 3/4" tip for soft soil
- Durable molded housing with rubber grip handle

See your local dealer to learn more.

NUMBER
SWSCT08180





## Cleaners and Lubricants

John Deere has the product you need, the quality and reliability you demand, and the prices you'll like.

NUMBER	DESCRIPTION	SIZE
TY26352	All-Purpose Cleaner	19-oz. (539g)
TY25684	Classic Glass Cleaner	19-oz. (539g)
TY16403	Carpet Stain Remover	18-oz. (511g)
TY26357	Engine Cleaner	15-oz. (425g)
TY26350	Chain and Cable Lubricant	15-oz. (425g)
TY26353	Penetrating Oil	15-oz. (425g)
TY25733	Super Lube™ Synthetic Multipurpose Lubricant	14-oz. (397g)
TY26632	Electronic Contact Cleaner	13.5-oz. (383g)

## Multi-Purpose Spray Lubricant

Use this superior lubricant in hundreds of applications. It's a water-displacing, friction-reducing, lightweight, penetrating oil. It prevents rust and also works well to free up parts already seized by rust, scale, or corrosion. Will not harm electrical contacts, wood, vinyl, or paint.



NUMBER	DESCRIPTION
TY6350	Multi-Purpose Spray Lubricant, Aerosol

## Hand Cleaners

Sometimes hard work means getting your hands dirty. But when the job's done, it's nice to go home with clean hands. John Deere has a whole line of hardcore hand cleaners that will wash off even the toughest dirt and grime. All of our cleaners have these benefits:

- Non-toxic
- No chemical odor
- Multi-purpose uses (e.g., a stain remover for washable clothing, cleans tools, etc.)
- Contains only cosmetic-grade components and odorless mineral spirits (competitors use lower-grade components in their formulas)
- Milder than competitive products, leaving no skin irritation
- Includes skin emollients, lanolin, and glycerin



TY26106



TY26108



TY26066

NUMBER	DESCRIPTION
TY26105	UltraCare Multi-Purpose Hand Cleaner Gel – 14-oz.
TY26106	UltraCare Multi-Purpose Hand Cleaner Gel – 4 1/2-lbs.
TY26108	Heavy-Duty Hand Cleaner – 16-oz.
TY26068	Premium Hand Cleaner – 16-oz.
TY26069	Premium Hand Cleaner – 1/2-gal.
TY26066	General Purpose Hand Cleaner with Ultra-Fine Pumice – 16-oz.
TY26080	General Purpose Hand Cleaner lotion formula without pumice – 16-oz.



## Windshield Wash & Deicer

John Deere Windshield Washer Fluid & Deicer melts frost and ice on windows and wipers, reduces dangerous re-freeze, harmless to vehicle finish, and is rated at -20°F (-29°C).

NUMBER	SIZE
TY27865	1-Gallon

\*Please Note – Due to state VOC restrictions, windshield washer fluid cannot be sold in California, Oregon, Arizona, and Texas.



## Andy Clean High Performance Soap

As Andy always says, “Farming doesn’t have to be dirty!” Andy Clean’s advanced deep cleaning technology foam cleaner is safe on all vehicle surfaces with superior protection against mother nature. All ingredients are sourced from US and Canada. #AndyClean

NUMBER	SIZE
PMH4300	1-Gallon
PMH4302	5-Gallon

\*John Deere’s Pressure Washer Foam Cannon is also available: Part number AWJ-0018-0459 (1.09L, 37-oz.)



## Fuel Scent Eliminator Wipes

John Deere Fuel Scent Eliminator Wipes contain a water and ethanol-based cleaner that penetrates through gas, diesel, and other tough odors. These wipes are a fast, convenient, and effective single step to effectively remove fuel and other odors from hands and surfaces. Simply wipe and the smell is gone!

- Removes 95% of gasoline and diesel instantly, other 5% in minutes.
- Safe on skin, plastic, tools, chrome, and more
- Also works on oil, smoke, and many other odors

NUMBER	DESCRIPTION
TY27946	Fuel Scent Eliminator Wipes (25 per container)



## Loctite® Adhesives and Sealants

Whether you are trying to lock a threaded fastener or you need a flexible form-in-place gasket, Loctite has the product. Your John Deere dealer is an authorized Loctite distributor and has the professional-grade products you can count on.

NUMBER	DESCRIPTION
PM37482	Thread Sealant 545, 36ml bottle
PM1212164	Insulating & Sealing Wrap, 1" x 10' roll
PM38657	High-Flex Form-In-Place Gasket, 50ml tube
PM38655	Gasket Maker 515, Flange Sealant, 50ml tube
PM37463	RTV Clear Silicone, 80ml tube
PM37391	Quick Gel® Super Glue, 2 gram tube
PM1330906	Thread Locker 243, 36ml bottle
PM1165866	Superflex® Green RTV Silicone (matches John Deere green)



# Protect your most valuable assets with John Deere paint.



You already know farm machinery is your largest investment. So get the most out of it today—and for seasons to come—by protecting it with the best paint in the business.

Only genuine John Deere paint gives you the long-lasting, high-gloss finish that better shields your equipment from UV fading, rust, and corrosion. Or whatever else Mother Nature may throw at you.

Pick up a can now at your local John Deere dealer. Better yet... make it two cans.

Only from your John Deere dealer.

## SOFT BLACK COATING

Keep your tillage equipment corrosion-free throughout the dormant season with Soft Black protectant from John Deere. Our non-clog formula applies easier and lasts longer—until it's time to get back into the soil.





## Pressure Washers

### HR-Series (Homeowner/Residential)

- 1-year limited warranty with a 2-year limited warranty on the 212cc John Deere-Branded OHV engine

### PR-Series (Premium Series)

- 2-year warranty

### AC-Series (Hot-Water Series)

- 2-year limited warranty with a 3-year limited warranty on the coil and a 7-year limited warranty on the pump



HR-2620GMV



PR-3200GH



AC-2000EH

NUMBER	DESCRIPTION
<b>Homeowner/Residential Series:</b>	
HR-1400E	1.5 HP Electric Motor, 120V/13.5A, 1,400 psi @ 1.5 gpm
HR-2620GMV	170cc Gas, OHV, Vertical Shaft, 2,600 psi @ 2.3 gpm
HR-2800GM	212cc Gas, OHV, 2,800 psi @ 2.7 gpm
<b>Premium Series:</b>	
PR-3200GH	196cc Gas, Honda GX, 3,200 psi @ 2.7 gpm
PR-3200GM	212cc Gas, OHV, 3,200 psi @ 2.7 gpm
PR-3200GHA	196cc Honda GX, 3,200 psi @ 2.7 gpm, Aluminum Frame
PR-3200GMA	212cc OHV, 3,200 psi @ 2.7 gpm, Aluminum Frame
PR-3800GH	270cc Gas, Honda GX, 3,800 psi @ 3.2 gpm
PR-3800GM	300cc Gas, OHV, 3,800 psi @ 3.2 gpm
PR-4200GH	389cc Gas, Honda GX, 4,200 psi @ 4 gpm
PR-4200GM	420cc Gas, OHV, 4,200 psi @ 4 gpm
PR-4200GHA	389cc Honda GX, 4,200 psi @ 4.0 gpm, Aluminum Frame
PR-4200GMA	420cc OHV, 4,200 psi @ 4.0 gpm, Aluminum Frame
<b>Agricultural/Commercial Hot-Water Series:</b>	
AC-1500EH	2.0 HP Electric Motor, 120V/19.0A, 1,500 psi @ 2 gpm
AC-2000EH	4.0 HP Electric Motor, 230V/18.0A, 2,000 psi @ 2.8 gpm
AC-3000EH	8.0 HP Electric Motor, 230V/36.0A, 3,000 psi @ 3.5 gpm
AC-2500GHH	196cc Gas, Honda GX, 2,500 psi @ 2.6 gpm
AC-2500GMH	212cc Gas, John Deere-Branded OHV, 2,500 psi @ 2.6 gpm
AC-3500GHH	389cc Gas, Honda GX, 3,500 psi @ 3.3 gpm
AC-3500GMH	420cc Gas, John Deere-Branded OHV, 3,500 psi @ 3.3 gpm

## Oil Less Air Compressors

- High performance induction electric motor
- Quiet Technology – Significantly quieter than John Deere gas powered air compressors
- 1-year limited warranty

NUMBER	DESCRIPTION
HR1-2Q	1.0-hp Electric Motor, 120-volt, 2.4-cfm @ 90-psi, 2.5-gal. Hand-Carry Model
HR1-20Q	1.5-hp Electric Motor, 120-volt, 4.0-cfm @ 90-psi, 20-gal. Portable Model



HR1-2Q



HR1-20Q



AC2-CG35H-P



AC2-CG40M-30

## Compresserators™

- Combination air compressor / generator
- Ideal for contractors, service vehicles, and shops
- Brushless 120V alternator
- Power available from 1,600 to 4,000 watts
- Options include electric start, stationary truck mounting kit, and 230V outlet
- Gasoline and Diesel engine options available
- Models with “AC2” prefix include two-stage compressor pump

NUMBER	DESCRIPTION
AC1-CG16H	8-U.S. gal., 196-cc Honda GX, 10.9 cfm @ 125 psi, 1,600 watts output, portable
AC2-CG35H	8-U.S. gal., 389-cc Honda GX, 15.7 cfm @ 175 psi, 3,500 watts output, stationary
AC2-CG35H-P	8-U.S. gal., 389-cc Honda GX, 15.7 cfm @ 175 psi, 3,500 watts output, portable
AC2-CG35H-30	30-U.S. gal., 389-cc Honda GX, 15.7 cfm @ 175 psi, 3,500 watts output, stationary
AC2-CG40M-30	40-U.S. gal., 420-cc John Deere branded engine, 15.7 cfm @ 175 psi, 7,000 watts output, stationary
AC2-CG35KD	30-U.S. gal., 9.1HP Kohler Diesel, 15.7 cfm @ 175 psi, 3,000 watts output, stationary
AC2-CG40M	8-U.S. gal, 420-cc John Deere Branded OHV, 15.7 cfm @ 175 psi, 3500 watts output, stationary
AC2-CG40M-P	8-U.S. gal, 420-cc John Deere Branded OHV, 15.7 cfm @ 175 psi, 3500 watts output, portab

## Welderators

Three machines in one! Powered by an industrial-duty John Deere Branded engine, the Welderator combines a 170 amp arc (stick) welder, a two-stage air compressor, and a 5,000 max watt generator in a convenient, compact platform.

Other features include:

- Amperage selector switch
- Cast iron compressor pump
- Receptacles: (2) 120V, 20A GFCI duplex and 120V/240V 20A twist lock



AC2-CW5170M



AC2-CW5170M-B

NUMBER	DESCRIPTION
AC2-CW5170M	420cc John Deere Branded Engine, 4,500/3,000 rated watts, 15.7 cfm, 170A arc welder, 30-gal capacity air tank
AC2-CW5170M-B	420cc John Deere Branded Engine, 4,500/3,000 rated watts, 15.7 cfm, 170A arc welder, base mount
AC2-CW5220H	688cc Honda V-twin Engine, 5,000/4,500 rated watts, 29.0 cfm, 220A arc welder, 20-gal capacity air tank

## NEW 10,000-Watt Generator

The NEW 10,000-watt PR Series generator features a John Deere Branded engine with low oil shutdown. Is CSA listed and comes standard with engine on/off switch, fuel shut-off valve and a 1-year limited warranty.

### 10,000-watt model feature

- 9,000-watt continuous
- 120V/240V alternator
- 6.6-gallon fuel tank
- Wheel kit with tires and rubber gripped handles
- Electric start engine (battery included)
- Automatic idle control



PR-G1000M-E

NUMBER	DESCRIPTION
PR-G1000M-E	10,000-watt Max Portable Generator, 500cc OHV electric start engine; 6.6-gallon fuel tank; idle control and wheel kit standard

\*Contact your dealer for details.



## NEW Inverter Generators

**New 2500-, 4000-, and 7300-watt inverter generators are now available.**

These inverters provide clean and quiet power for recreational activities, home, and/or business.

They are equipped with carbon monoxide detection and auto shutdown.

Inverter generators have the added benefit of being much quieter than standard portable generators.

With a John Deere inverter generator, you can be sure you're getting the power you need without worrying about excessive noise disturbing your neighbors, guests, or wildlife.

### Features and Benefits

- INVERTER TECHNOLOGY – Reduced size, weight, noise and fuel consumption while producing commercial quality AC power for sensitive electronic equipment.
- Low-oil shutdown
- Recoil start (PR-G4000I and PR-G7300I models also have electric start – sealed battery included)
- Parallel Ports (PR-G2500I and PR-G4000I models, parallel port boxes sold separately)
- Outlet covers
- Equipped with CO detector with automatic shutdown
- DC plug
- USB port for electronics
- Idle control
- Digital display for voltage, hertz, run hours, and total hours (PR-G4000I and PR-G7300I models)
- Main circuit breaker
- USDA/USFS-approved spark arrestors
- ETL Certified

NUMBER	DESCRIPTION
PR-G2500I	2500 Max Watt Portable Inverter Generator; 220cc OHV Engine; 1.0-gallon Fuel Tank; 5.0-hour Run Time @ Half Load
PR-G4000I	4000 Max Watt Portable Inverter Generator; 225cc OHV Electric Start Engine; 2.1-gallon Fuel Tank; 8.0-hour run time @ Half Load; Idle Control and Wheel Kit Standard
PR-G7300I	7300 Max Watt Portable Inverter Generator; 420cc OHV Electric Start Engine; 5.5-gallon Fuel Tank; 9.0-hour Run Time @ Half Load; Idle Control and Wheel Kit Standard



PR-G2500I



PR-G4000I



PR-G7300I

## Road Box & Triangle Toolboxes

The John Deere Road Box features a reinforced security drop-front panel to protect tools from weather and theft. It also includes two bottom-skid rails for additional reinforcement and strength. The unique Triangle Toolboxes keep tools in place and secure in your pickup or Gator. Features include gas strut lid supports and weather stripping seal to protect against dust and moisture.



AC-3615RB-G



AC-3015TB-B



AC-3015TB-G



AC-3617TB-G

NUMBER	DESCRIPTION
AC-3615RB-G	36-in. Green Road Box with 5 Drawers
AC-3615RB-B	36-in. Black Road Box with 5 Drawers
AC-3015TB-G	30-in. Triangle Toolbox; green powder-coated, textured finish
AC-3015TB-B	30-in. Triangle Toolbox; black powder-coated, textured finish
AC-3617TB-G	36-in. Triangle Toolbox; green powder-coated, textured finish
AC-3617TB-B	36-in. Triangle Toolbox; black powder-coated, textured finish
AC-2313TB-G	23-in. Triangle Toolbox; green powder-coated, textured finish
AC-2313TB-B	23-in. Triangle Toolbox; black powder-coated, textured finish



AC-4624CH-G &  
AC-4624CB-G



AC-5625CB-G &  
AC-5624H-G

## Tool Chests & Cabinets

Keep your tools secure and organized with the John Deere Tool Chests and Cabinets. Powder-coated steel construction includes heavy-duty ball-bearing drawer slides with a load rating of 100-lbs. per pair. Unique raise-and-release drawer fronts keep drawers closed and secure. Tool Chests feature gas strut lid support, and cabinets include oversized polyurethane casters with a 2,000-lb. load rating.

NUMBER	DESCRIPTION
AC-4624CH-B	46-in. Tool Chest with 8 Drawers; 1,200-lb. Load capacity
AC-4624CB-B	46-in. Tool Cabinet with 10 Drawers; 1,400-lb. Load Capacity
AC-4624CH-G	46-in. Tool Chest with 8 Drawers; 1,200-lb. Load Capacity
AC-4624CB-G	46-in. Tool Cabinet with 10 Drawers; 1,400-lb. Load Capacity
AC-5625CB-G	56-in. Tool Cabinet with 10 Drawers; 1,300-lb. Load Capacity with 1 1/4-in. Solid Bamboo Work Surface, 24-in. Depth
AC-5624H-G	56-in. Top Hutch with Shelf
AC-5625CH-G	56-in. Tool Chest with 8 Drawers; 800-lb. Load Capacity
AC-7224CB-G	72-in. Tool Cabinet with 15 Drawers; 1,600-lb. Load Capacity with 1 1/4-in. Stainless steel Work Surface, 24-in. depth
AC-7224H-G	72-in. Top Hutch with Shelf



## NEW/UPDATED John Deere Jobsite Boxes – Now Available!

John Deere is excited to introduce the new/updated Jobsite boxes. These new boxes are perfect for storing your high dollar items/tools on your worksites securely. You can use them as a perfect spot for after hour parts pickup as they will keep items out of sight and out of elements. You can also use them for your parts on-site storage keeping your customers parts organized and at the ready.

Three new size of jobsite boxes to choose from. All boxes are constructed of heavy duty, solid 16ga. steel covered with a durable powder coat finish. These jobsite boxes feature tamper-proof padlock protectors, recessed swing-out handles, changeable heavy duty skid feet, and full-length concealed hinges.

### Features:

- Heavy duty steel construction – Long lasting, rugged durability
- Powder coated – For durable scratch resistance
- Recessed, swinging handles – Keeps the handle out of the way and protected
- Full-length concealed hinges – Added strength for the lid and tamper proof
- Two heavy duty gas shocks – Lifts the lid with ease and keeps it in place
- Tamper-proof designed padlock protectors – Keeps the items inside secured (Master Lock #5 recommended)
- Weather stripping – Water and dirt resistant
- Changeable skid feet – Can be mounted facing front or to the side to allow for side entry with a forklift



AC-3618JB\_061324\_Open



AC-3618JB\_061324\_Closed

AC-3618JB	36" Jobsite Box – 36" x 18" x 19"
AC-4824JB	48" Jobsite Box – 48" x 24" x 28"
AC-6029JB	60" Jobsite Box – 60" x 29" x 30"

## NEW John Deere Parts On-Site Cabinets – Now Available!

John Deere is excited to introduce the new Parts On-Site cabinets. Keep your customer's parts readily available, organized, and increase uptime on their farm or ranch with the Parts On-Site cabinet!

Two different color options are available in the new Parts On-Site cabinets. Powder coated for durability. Recessed, locking handle for protection. Four shelves, rated at 150lbs. per shelf will allow you to store a multitude of parts for all the equipment on your customer's property.

### Features:

- Heavy duty steel construction – Long lasting, rugged durability
- Powder coated – For durable scratch resistance
- Recessed, locking handle – Reduces the chance of damage to the handle
- Four, 150 lb. rated shelves – More parts storage for multiple pieces of equipment
- Two grommets in the back. Run chargers and other electronics in the cabinet while being able to keep everything locked safely inside.



AC-467224



CC-467224

AC-467224-G	Ag Green Parts On-Site Cabinet 46" W x 24" D x 72" H
CC-467224-Y	C&F Yellow Parts On-Site Cabinet 46" W x 24" D x 72" H

## LED Flashlights

### Heavy-Duty LED Flashlights

- Adjustable beam allows you to go from flood to spot beams by single-hand sliding operation
- Slim and lightweight for work or everyday tasks
- LED bulb never needs to be replaced
- Limited lifetime warranty

### Battery Powered

#### ET-3909-J – 20 Lumens Battery Powered Flashlight,

- 23-hour run time
  - 2 x 1.5V AAA Alkaline batteries included
- 50% discount applies to this flashlight only. Limit 1 per person.  
Cannot be combined with any other promotion.

#### ET-3910-J – 370 Lumens Battery Powered Flashlight

- 2-hour run time
- 2 x 1.5V AA Alkaline batteries included

#### ET-3911-J – 450 Lumens Battery Powered Flashlight

- 1-hour run time
- 4 x 1.5V AAA Alkaline batteries included



ET-3909-J



ET-3910-J



ET-3911-J



ET-3912-J



ET-3913-J

### Rechargeable Battery Powered


#### ET-3912-J – 110 Lumens Lithium-ion Rechargeable Flashlight

- 2-hour run time
- 1 x 3.7V 320 mAh 10440 Lithium-ion rechargeable battery included

#### ET-3913-J – 1,000 Lumens Lithium-ion Rechargeable Flashlight

- 4-hour run time
- 1 x 3.7V 2600 mAh 18650 Lithium-ion rechargeable battery included

NUMBER	DESCRIPTION
ET-3909-J	20 Lumens Battery Powered Flashlight
ET-3911-J	450 Lumens Battery Powered Flashlight
ET-3912-J	110 Lumens Lithium-ion Rechargeable Flashlight
ET-3913-J	1,000 Lumens Lithium-ion Rechargeable Flashlight
ET-3914-J	Headlamp





# John Deere – your hardware headquarters.

See your John Deere dealer for two easy, cost-saving ways to stock up on hardware for your farm and shop:

## 1) Grab what you need and pay by the pound.

- Bolts
- Fender washers
- Wing nuts
- Plow bolts
- Flat washers
- Nylon nuts
- Carriage bolts
- Lag screws
- And more!
- Lock washers
- Hex nuts

## 2) Customize your own hardware needs.

Make us your one-stop shop. See us today for great savings and added accessibility.



## Customize your own Hardware Bins and Hardware

Keep your assortments even more organized with our sturdy storage bins. They're a great addition to any shop!

### Preselected Hardware Assortments

English	Metric
Grade 5 hex, 1/4–1/2-in. dia. <b>Part No.</b> PM15472 <b>Sizes in assortment:</b> 99 <b>Metal bins included:</b> 40- and 72-hole	Grade 8.8 hex, M6–M12 dia. <b>Part No.</b> PM15477 <b>Sizes in assortment:</b> 70 <b>Metal bins included:</b> 72-hole
Grade 5 hex, 5/8–3/4-in. dia. <b>Part No.</b> PM15473 <b>Sizes in assortment:</b> 36 <b>Metal bins included:</b> 40-hole	Grade 8.8 hex, M16 dia. <b>Part No.</b> PM15478 <b>Sizes in assortment:</b> 19 <b>Metal bins included:</b> 40-hole
Grade 5 carriage, 1/4–1/2-in. dia. <b>Part No.</b> PM15474 <b>Sizes in assortment:</b> 36 <b>Metal bins included:</b> 40-hole	Grade 8.8 carriage, M6–M16 dia. <b>Part No.</b> PM15479 <b>Sizes in assortment:</b> 34 <b>Metal bins included:</b> 40-hole
Grade 8 hex, 1/4–1/2-in. dia. <b>Part No.</b> PM15475 <b>Sizes in assortment:</b> 70 <b>Metal bins included:</b> 72-hole	Grade 10.9 fange, M6–M12 dia. <b>Part No.</b> PM15480 <b>Sizes in assortment:</b> 40 <b>Metal bins included:</b> 40-hole
Grade 8 hex, 5/8–3/4-in. dia. <b>Part No.</b> PM15476 <b>Sizes in assortment:</b> 25 <b>Metal bins included:</b> 40-hole	Grade 10.9 hex, M6–M12 dia. <b>Part No.</b> PM15481 <b>Sizes in assortment:</b> 58 <b>Metal bins included:</b> 72-hole
	Grade 10.9 hex, M16–M20 dia. <b>Part No.</b> PM15482 <b>Sizes in assortment:</b> 32 <b>Metal bins included:</b> 40-hole

See us for pricing.











**72-hole storage bin**  
Part number: PM15462  
36-in. (W) x 12-in. (D) x 42-in. (H)



**40-hole storage bin**  
Part number: PM15463  
36-in. (W) x 12-in. (D) x 21 1/2-in. (H)



**Base for 40- and 72-hole storage bins**  
Part number: PM15464  
36-in. (W) x 12-in. (D) x 4 1/2-in. (H)

ENGLISH	METRIC
Grade 5 – Green 	Grade 8.8 Metric – Red 
Grade 5 Carriage – Green 	Grade 8.8 Metric Carriage – Red 
Grade 8 – Blue 	Grade 10.9 Metric Flange – Black 
Stainless Steel Carriage 	Grade 10.9 Metric Hex – Black 

PRESORTED STANDARD  
U.S. POSTAGE PAID  
Maple Grove, MN  
PERMIT NO. 584

## PARTS & SERVICE FINANCING – ON YOUR TERMS

**HARVEST TERMS™**  
PARTS, SERVICE, INSPECTIONS

- Buy Now, Pay After Harvest 2025
- Interest Free Financing
- Improved Cash Flow & Savings



Scan to get your HARVEST TERMS™ offer.

**TURF TERMS** PARTS, SERVICE, INSPECTIONS

- Buy Now, Pay Later
- Interest Free Financing
- Improved Cash Flow & Savings

Subject to program availability, approved credit via MyJD-Deere Account™ and member participation. Certain restrictions and conditions apply.

If your address is incorrect, please correct (show any desired change in name and address, including street, route, box number, zip code). Clip this page including dealer imprint(s) above and send to: John Deere, P.O. Box 410418, Kansas City, MO 64141-0418



JDParts.JohnDeere.com



# YOUR SPRAYER. UPGRADED TECHNOLOGY.

Bring individual nozzle control and precise droplet sizing to the sprayer you already own with ExactApply™ Precision Upgrades. ExactApply nozzle control gives you precise droplet sizing for consistent application, plus 2-5% savings in chemical use<sup>1</sup>. Now you can get this precision on most sprayers and maintain your target rate and pressure over a wider range of speeds. This helps you reduce over-application, crop burn, and off-target drift.

Ask your John Deere dealer about your machine's compatibility.



<sup>1</sup>Based on internal John Deere study comparing chemical usage between sprayers equipped with and without ExactApply nozzle-control system. Individual results may vary.